



®

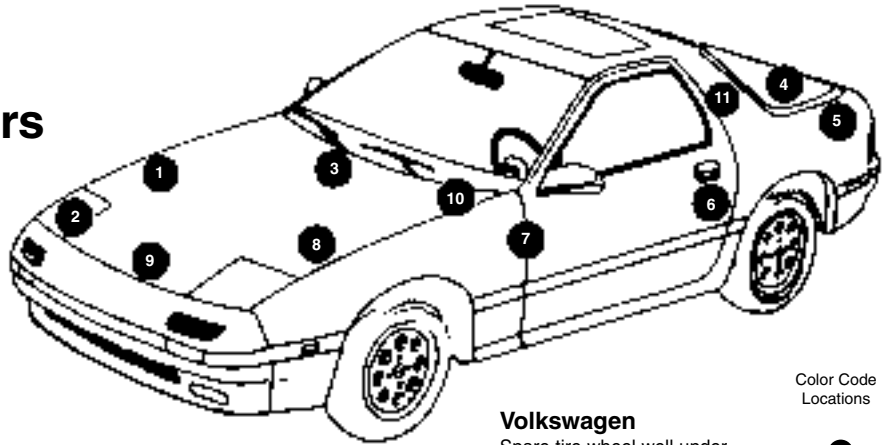
2003

Acura
Audi
BMW
Honda
Hyundai
Infiniti
Isuzu
Jaguar
Kia
Lada
Land Rover
Lexus
Mazda
Mercedes-Benz
Mini
Mitsubishi
Nissan
Porsche
Saab
Subaru
Suzuki
Toyota
Volkswagen
Volvo

2003

Color Code Locations

For 2003 European Car Colors



Audi

(Inside Rear Compartment)
— under mat or seat back panel or back compartment panel

4

BMW

1 - 8

Jaguar

(Driver's Rear Door Jamb and /or Door Edge)

6

Mercedes-Benz

6

Mini

Outside Right Front Strut Tower

1

Porsche

6 - 8 - 10

Land Rover

Range Rover
Discovery
Freelander

6

6

6

Saab

9-3 Convertible (Rear Edge of Door)
9-3 Sedan (Inside Glove Box)

6

9-5 (B-Pillar in Driver's Door Opening)

6

Volkswagen

Spare tire wheel well under the carpet in the cargo area

Color Code Locations

4

Volvo

V70
S60
S80
C70
S40/V40

8


8

8

8

3

For 2003 Asian Car Colors



Acura (All Models)

(Driver's Door B Pillar)

6

Honda (All Models)

Except Element: Front Edge of Rear Door

6

Hyundai

Accent
Sonata
Elantra
Santa Fe
Tiburon
XG350

12

12

6

12

6

12

Isuzu

Rodeo
Trooper
Axiom
Ascender (Glove Box)

4

4

4

Lexus (All Models)

(Lower Rear Edge of Driver's Door or B-Pillar)

6

Infiniti

Q45
QX4
I35
G35
FX35
FX45
M45

1

1

3

2

1

1

3

Kia

Optima
Rio
Spectra
Sedona
Sorento

12

12

12

12

12

Mazda

Protege / Protege 5
Mazdaspeed
B Series
Miata
Millenia
MPV
Tribute
Mazda 6 (Driver's Door B Pillar)

12

12

6

12

12

12

6

6

Mitsubishi

Eclipse / Eclipse Spyder
Galant
Montero
Diamante
Lancer
Lancer Evolution VIII
Outlander
Montero Sport

2

3

1

3

3

3

3

2

Nissan

Sentra
Altima
Maxima
Frontier
Pathfinder
Xterra
350z
Murano

Color Code Locations

6

10

3

6

1

6

3

3

1

Subaru (All Models)

(Strut Tower)

7

Suzuki

Swift (Japan Produced)
Swift (Cami Produced)
(Top of Spare Tire Cover)
Grand Vitara (Japan Produced)
Vitara (Cami Produced)
Esteem

3

11

2

2

1

Toyota (All Models)

(Lower Rear Edge of Driver's Door or B-Pillar)

6 - 12

INDEX


































BMW	3-4
Honda / Acura	5-6
Hyundai	7-8
Isuzu	8-11
Jaguar	12-13
Kia	13-15
Lada	15
Land Rover	16
Mazda	16-20
Mercedes-Benz	20-21
Mini	22
Mitsubishi	23-25
Nissan / Infiniti	26-32
Porsche	32-33
Saab	33-34
Subaru	34-36
Suzuki	37-39
Toyota / Lexus	39-46
Volkswagen / Audi	47-49
Volvo	49-50

Based on information received from Car Manufacturers, the data contained herein is presumed to be correct. However, we cannot assume responsibility for error or change. These color chips are intended for identification purposes only. They are only representative of the colors and cannot be considered as color standards.

2003 CAR COLORS



BMW

	300 B/C		314 B/C		317 B/C		335 B/C			
		50209 Alpine White III		50210 Bright Red		49858 Orient Blue Met		54798 Estoril Blue Met		
354 B/C			362 B/C		364 B/C		372 B/C		381 B/C	
		57127 Titanium Silver Met		59120 Siena Red Met		60390 Topaz Blue Met		59121 Steel Blue Met		62405 Lemans Blue Met
400 B/C			405 B/C		411 B/C		416 B/C		430 B/C	
		59125 Steel Gray Met		59126 Imola Red		60398 Pearl Beige Met		60906 Carbon Black Met		60403 Oxford Green Met
438 B/C			440 B/C		442 B/C		445 B/C		448 B/C	
		62407 Electric Red		63043 Stratus Met		63044 Gray Green Met		63045 Phoenix Yellow Met		63046 Laguna Seca Blue
449 B/C			472 B/C		475 B/C		481 B/C		482 B/C	
		63047 Slate Green Met		64075 Sterling Gray Met		63048 Black Sapphire Met		64503 Kalahari Beige Met		64504 Toledo Blue Met
668 B/C			891 B/C		892 B/C		894 B/C		896 B/C	
		59049 Jet Black		64505 Mocha Brown Met		64506 Titanium Gray Met		64507 Chiaretto Red Met		64508 Blue Water Met
897 B/C			A02 B/C		A04 B/C		A15 B/C			
		64509 Turmalin Violet Met		65669 Merlot Red Met		65670 Urban Green		65671 Maldives Blue Met		

BMW

2003 CAR COLORS

BMW (Cont'd.)


Underhood 10000



51387
Schwarz



51429
Hellrot



51389
Alpinweiss



51391
Dunkelgrun



51396
Dunkelblau



59181
Dakargelb



59190
Stahlgrau



59185
Ziegelrot



59184
Stahlblau



59180
Titansilber



63182
Pearlbeige



63042
Japanrot



64670
Blau

BMW Exterior / Underhood Compatibility

Exterior Code	MS #	Underhood Code	MS #
300	50209	10003	51389
314	50210	10002	51429
317	49858	10014	51396
335	54798	10014	51396
335	54798		64670
354	57127	10050	59180
362	59120	10043	59185
364	60390	10014	51396
372	59121	10046	59184
381	62405	10014	51396

BMW Exterior / Underhood Compatibility

Exterior Code	MS #	Underhood Code	MS #
400	59125	10041	59190
405	59126	10043	59185
411	60398	10053	63182
416	60906	10000	51387
430	60403	10005	51391
438	62407	10070	63042
445	63045	10037	59181
475	63048	10000	51387
668	59049	10000	51387

Model Year Designation (10th character of VIN number)

Code	Year
3	2003
2	2002
1	2001
Y	2000
X	1999
W	1998
V	1997
T	1996
S	1995
R	1994
P	1993
N	1992

Assembly Plant Codes (11th character of VIN number)

Plant Code	Plant
A, F or K	Munich, Germany
B, C, D or G	Dingolfing, Germany
E	Toluca, Mexico
J	Regensburg, Germany
L	Spartanburg, South Carolina
N	Pretoria, South Africa

2003 CAR COLORS



HONDA/ ACURA

			B502P B/C		B504P B/C		B507P B/C		
				62973 Indigo Blue Pearl		64079 Aegean Blue Pearl		63570 Arctic Blue Pearl	
B510P Tinted C/C		B513M B/C		B515M B/C		B517P B/C		B518P B/C	
	64525 64526(M) Long Beach Blue Pearl		64203 Suzuka Blue Met		64622 Polar Blue Met		64742 Sapphire Blue Pearl		64982 Midnight Blue Pearl
B520P B/C		B66P B/C		B92P B/C		B96P B/C		BG50M B/C	
	65612 Vivid Blue Pearl		54546 Monte Carlo Blue Pearl		57077 Nighthawk Black Pearl		59931 Eternal Blue Pearl		64034 Havasu Blue Met
BG51M B/C		G508P B/C		G510P B/C		G511M B/C		G95P B/C	
	64204 Opal Silver Blue Met		64035 Noble Green Pearl		64036 Evergreen Pearl		65155 Galapagos Green Met		57934 Clover Green Pearl
NH547 B/C		NH552M B/C		NH565 B/C		NH578 B/C		NH603P 3 Stage	
	44713 Berlina Black		44893 Sebring Silver Met		46723 Grand Prix White		49558 Taffeta White		56728 56729 (M) White Diamond Pearl
NH623M B/C		NH624P 3 Stage		NH630M B/C		NH638M B/C		NH643M B/C	
	58755 Satin Silver Met		59159 59160 (M) Premium White Pearl		60032 Silverstone Met		62975 Starlight Silver Met		64120 Anthracite Met
NH658P B/C		NH662P B/C		R507P B/C		R510 Tinted C/C		R513 B/C	
	64743 Graphite Pearl		64983 Sagebrush Pearl		58757 Firepepper Red Pearl		60033 49762 New Formula Red		61821 Rallye Red
R517P B/C		R518P B/C		R519P B/C		R522P B/C		R81 B/C	
	64138 Chianti Red Pearl		64037 Radiant Ruby Pearl		64038 Red Rock Pearl		64744 Redondo Red Pearl		46552 Milano Red

HONDA / ACURA

2003 CAR COLORS

HONDA/ ACURA (Cont'd.)

R94
B/C




54543
San Marino Red

Y52P
3 Stage




54215 54216 (M)
Spa Yellow Pearl

YR524M
B/C



58883
Naples Gold Met

YR525M
B/C



58884
Titanium Met

YR528M
B/C



60796
Shoreline Mist Met

YR534M
B/C



63569
Desert Silver Met

YR535M
B/C



64139
Mojave Mist Met

YR536P
3 Stage



64335 64336 (M)
Imola Orange Pearl

YR537P
B/C



64623
Champagne Mist Pearl

YR538M
B/C



64745
Desert Mist Met

YR539P
B/C



65613
Sunset Orange Pearl

YR542M
B/C



64984
Sandstone Met

Underhood



60917
Dark Gray



60918
Light Tan

Bumper/ Fascia

NH633M



64255
Dark Gray Met

Fender Flares

NH640M



63831
Gray Met

HONDA / ACURA

Model Year Designation (10th character of VIN number)

Code	Year
3	2003
2	2002
1	2001
Y	2000
X	1999
W	1998
V	1997
T	1996
S	1995
R	1994
P	1993
N	1992

Assembly Plant Codes (11th character of VIN number)

Vehicle Color Code			
Plant Code	Plant	Suffix	Models
A	Marysville, Ohio	NONE	CL, EL, TL, Accord 2D/4D
B	Lincoln, Alabama	NONE	Odyssey
C	Sayama, Japan	NONE	RL, RSX, CRV, Accord 4D
G	El Salto, Mexico	CODE WITH "-15" (*)	Accord 4D
H	Alliston, Ontario	CODE WITH "-4"	Civic 4D, MDX, Odyssey, Pilot
L	East Liberty, Ohio	NONE	Civic 2D / 4D, Element
S	Suzuka, Japan	NONE	Civic 4D
T	Tochigi, Japan	NONE	Insight, S2000, NSX
U	Swindon, England	NONE	CRV, Civic 3D

* El Salto, Mexico-Paint Identification Label may or may not include the "-15" suffix.

2003 CAR COLORS



HYUNDAI

			AL B/C		AR B/C		BX B/C		
				63024 Cranberry Mica		58813 Canton Cherry Mica		57133 Bright Silver Met	
CS B/C		DV B/C		EB B/C		GU B/C		HL B/C	
	60937 Silver Mist Met		63025 Sandstone Met		35010 Ebony Black		60703 Desert Sand Mica		60939 Retro Red
KL B/C		KO B/C		LO B/C		LS B/C		MO 3 Stage	
	63026 Ocean Blue Met		63027 Champagne Met		63028 Midnight Gray Mica		63029 Pewter Met		58816 58817 (M) White Pearl
MS B/C		NR B/C		NW		OO B/C		PQ B/C	
	60941 Mystic Teal Mica		63030 Elm Green Met		44911 Noble White		63031 Copper Orange Mica		63032 Pine Green Met
QD B/C		RB B/C		RH B/C		UA B/C		UC B/C	
	58822 Slate Gray Met		64474 Chianti Red Mica		61304 Merlot Mica		65594 Desert Gold Met		64475 Carbon Blue Mica
VB B/C		VL B/C		VS B/C		VX B/C		WS B/C	
	63033 Crystal Blue Met		64071 Celadon Green Met		65595 Glacier Blue Met		64476 Rally Red		65596 Stormy Gray Met
YQ B/C		YY B/C		ZG B/C					
	64073 Ardor Blue Met		64716 Tuscani Yellow		65597 Quartz Green Met				
Cladding		GL B/C		HC B/C		PE B/C			
			57714 Warm Gray Met		57715 Cool Gray Met		59564 Light Silver Met		

B/C-Basecoat/Clearcoat Color. (M)-Midcoat color for 3-Stage application
 These colors are intended to be used only as a reference, and may not be exact representations of mixed or applied color.


2003 CAR COLORS



(Cont'd.)



64228
Maroon



64518
Light Gray



64519
Dark Gray

Hyundai Exterior / Underhood Compatibility

Exterior MS # Code	Underhood Code	MS #
AR 58813		64228
CS 60937		64518
QD 58822		64519

Santa Fe Tu-Tone Combination Codes

Tu-Tone Code	Upper Color	MS #	Lower Color	MS #
ED	EB	35010	HC	57715
JK	DV	63025	GL	57714
KX	OO	63031	GL	57714
NQ	RH	61304	HC	57715
NU	NW	44911	PE	59564
QX	VB	63033	HC	57715
RX	PQ	63032	HC	57715
RZ	LS	63029	HC	57715

Model Year Designation (10th character of VIN number)

Code	Year
3	2003
2	2002
1	2001
Y	2000
X	1999
W	1998
V	1997
T	1996
S	1995
R	1994
P	1993
N	1992

Assembly Plant Codes (11th character of VIN number)

Plant Code	Plant
U	Ulsan, Korea
A	Asan, Korea

ISUZU

11L / 11U
WA382E
B/C



54690
Pewter Met

39U
WA9792
B/C



46965
Nordic Blue Met

41U
WA8555
B/C




33756
Onyx Black

47U
WA9539
B/C



42596
Timberline Green Met

50U
WA8624
B/C



34851
Arctic White

639
B/C



63459
Clipper Blue Met

640
B/C



63417
Currant Red Mica

663
B/C



64555
Black Diamond Met

664
B/C




64556
Mistral Green Met

667
B/C



64557
Crystal Blue Met

704
B/C




63226
Blond Gray Met

708
B/C



63227
Anthracite Met

729



51400
Arc White

76L
WA528F
B/C


















57068
Dark Bronzemist Met

2003 CAR COLORS




ISUZU

ISUZU (Cont'd.)

	801		807		809		810	
		56143 Med Blue		56201 Woodland Green		56203 Doeskin Tan		56202 Red-Orange
812			815		826 B/C		835 B/C	
		56144 Wheatland Yellow		56204 Tangier Orange		33756 Ebony Black		57003 Bright Silver Met
	845 B/C		861 B/C		92U WA816K B/C		989	
		56991 Polar Silver Met		60793 Alpine White		64596 Sage Green Met		61559 Sunbelt Green
			WE8774 B/C		WE9885 B/C		WE9907 B/C	
		34983 Bright Red		45738 Rose Black Met		46829 Adriatic Blue Met		47155 Dark Green Gray Met

Wheel

	W301 P801-0		301W 30102		WA6248		WA6277	
		51400 Arc White		51548 Accuride White		41547 Silver Met		52848 Gray



WA8945	
	36523 Gray Met

Bumper/ Fascia

11L WA382E B/C		76L WA528F B/C	
	54690 Pewter Met		57068 Dark Bronzemist Met

N040 P901-0 B/C		N044 P901-0 B/C		WA6272	
	59891 Titan Gray Met		61766 Iron Gray Met		54985 Light Argent Met (20 Degree Gloss)

Molding

N040 P901-0 B/C		N044 P901-0 B/C	
	59891 Titan Gray Met		61766 Iron Gray Met

2003 CAR COLORS

ISUZU (Cont'd.)

Interior

WA101E



56266
Light Oak

WA102E



56267
Med Dark Oak

WA109D




53953
Med Pewter

WA167A



50541
Ebony

WA184D



60162
Med Dark Pewter II

WA848



62260
Black

Miscellaneous

WA154D



59197
Black

WA207D



62346
Dark Charcoal

WA848



60977
Black
20 degree gloss

WA848



47861
Black
30 degree gloss

WA848



33415
Black
40 degree gloss

WA848



35322
Black
50 degree gloss

WA848



52845
Black
60 degree gloss

WA848



55952
Black
Full gloss

Underhood

WA121E




56319
Pewter

WA233A




49778
Med Green

WA8555




44170
Black

WA858K




64674
Silver Green

WA8624



52837
Olympic White

WA9753



47640
Bright White

WA9891



45958
Dark Sapphire Blue

Model Year Designation (10th character of VIN number)	
Code	Year
3	2003
2	2002
1	2001
Y	2000
X	1999
W	1998
V	1997
T	1996
S	1995
R	1994
P	1993
N	1992

Assembly Plant Codes (11th character of VIN number)	
Plant Code	Plant
C	Sayama, Japan
2	Moraine
4	Lafayette, IN USA
7	Fuji Sawa, Japan
8	Shreveport, LA USA

2003 CAR COLORS



Isuzu Color Compatibility Plan

EXTERIOR BODY COLOR	MODEL	ACCENT Bumper/Fascia/Cladding Lower Tu-Tone Molding/Rocker Molding Wheel Flares	ACCESSORY Grille/Air Dam Running Board/Step Pad Roof Rack/Hard Top	WHEEL	UNDERHOOD	INTERIOR
639 / B209P901-0 / MS #63459 Clipper Blue Metallic	Rodeo	Gray / N044P901-0 / 61766				
640 / R211P902-0 / MS #63417 Currant Red Mica	Rodeo Sport	Gray / N040P901-0 / 59891				
664 / G305P902-0 / MS #64556 Mistral Green Metallic	Rodeo	Gray / N044P901-0 / 61766				
667 / N320P901-0 / MS #64557 Crystal Blue Metallic	Rodeo Sport	Gray / N040P901-0 / 59891				
826 / 001P38 / MS #33756 Ebony Black	Rodeo	Gray / N044P901-0 / 61766				
835 / N818P901-0 / MS #57003 Bright Silver Metallic	Rodeo Sport	Gray / N040P901-0 / 59891				
861 / W011P802-0 / MS #60793 Alpine White	Rodeo	Gray / N044P901-0 / 61766				
	Rodeo Sport	Gray / N040P901-0 / 59891				
WA382E / 11U / MS #54690 Silver Sand Metallic	Ascender	Silver / WA382E / 54690 Brown / WA528F / 57068	Black / WA848 * Black / WA207D / 62346	Silver / WA6248 / 41547 Gray / WA8945 / 36523	Gray / WA121E / 56319	Tan / WA101E / 56266 Brown / WA102E / 56267 Gray / WA109D / 53953 Gray / WA184D / 60162 Black / WA167A / 50541 Black / WA848 / 62260
WA816K / 92U / MS #64596 Sage Green Metallic	Ascender	Green / WA816K / 64596 Silver / WA382E / 54690	Black / WA848 * Black / WA207D / 62346	Silver / WA6248 / 41547 Gray / WA8945 / 36523	Green / WA858K / 64674	Tan / WA101E / 56266 Brown / WA102E / 56267 Gray / WA109D / 53953 Gray / WA184D / 60162 Black / WA167A / 50541 Black / WA848 / 62260
WA8555 / 41U / MS #33756 Onyx Black	Ascender	Black / WA8555 / 33756 Brown / WA528F / 57068	Black / WA848 * Black / WA207D / 62346	Silver / WA6248 / 41547 Gray / WA8945 / 36523	Black / WA8555 / 44170	Tan / WA101E / 56266 Brown / WA102E / 56267 Gray / WA109D / 53953 Gray / WA184D / 60162 Black / WA167A / 50541 Black / WA848 / 62260
WA8624 / 50U / MS #34851 Arctic White	Ascender	White / WA8624 / 34851 Silver / WA382E / 54690	Black / WA848 * Black / WA207D / 62346	Silver / WA6248 / 41547 Gray / WA8945 / 36523	White / WA8624 / 52837 White / WA9753 / 47640	Tan / WA101E / 56266 Brown / WA102E / 56267 Gray / WA109D / 53953 Gray / WA184D / 60162 Black / WA167A / 50541 Black / WA848 / 62260
WA9539 / 47U / MS #42596 Timberline Green Metallic	Ascender	Green / WA9539 / 42596 Silver / WA382E / 54690	Black / WA848 * Black / WA207D / 62346	Silver / WA6248 / 41547 Gray / WA8945 / 36523	Green / WA233A / 49778	Tan / WA101E / 56266 Brown / WA102E / 56267 Gray / WA109D / 53953 Gray / WA184D / 60162 Black / WA167A / 50541 Black / WA848 / 62260
WA9792 / 39U / MS #46965 Nordic Blue Metallic	Ascender	Blue / WA9792 / 46965 Brown / WA528F / 57068	Black / WA848 * Black / WA207D / 62346	Silver / WA6248 / 41547 Gray / WA8945 / 36523	Blue / WA9891 / 45958	Tan / WA101E / 56266 Brown / WA102E / 56267 Gray / WA109D / 53953 Gray / WA184D / 60162 Black / WA167A / 50541 Black / WA848 / 62260

ISUZU

* To determine the gloss level of WA848 Black, refer to **Miscellaneous** section.

2003 CAR COLORS



1753
HGD
B/C



57347
British Racing Green

1806
JHE
B/C



57348
Sapphire Met

1807
PEC
B/C




65293
Ebony

1811
CGG
B/C




57350
Carnival Red Mica

1820
SEC
B/C



57351
Topaz Met

1859
PED
B/C



57355
Anthracite Met

1860
MDV
B/C




58560
Seafrost Met

1905
JHM
B/C



59558
Pacific Met

1916
MDZ
B/C



59560
Platinum Met

1924
CGL
B/C



58563
Phoenix Red

1926
LHK
B/C



64477
Quartz Met

1927
JHV
B/C




64478
Zircon Met

1932
HGN
B/C



63036
Adriatic Blue Met

1942
NEG
B/C



63035
White Onyx

1943
LHL
B/C



64479
Slate Mica

1945
HGP
B/C



64480
Aspen Green Mica

1957
HGZ
B/C



65292
Jaguar Racing Green
Met


1959
PEF
B/C



65294
Midnight Met

Underhood

JUC03



54036
White

JUC07



54037
Dark Green

JUC08



54038
Dark Blue

JUC10



59127
Pale Gray

JUC15



54042
Dark Gray Blue

JUC18



54044
Bright Red

JUC19A



54045
Red

JUC20



54046
Black

JUC21A



54047
Light Beige Gray

JUC32



59130
Light Blue

JUC33



60546
Light Gray Green

JUC55



64482
Blue Green

JUC56



64481
Gray Green

2003 CAR COLORS



(Cont'd.)

JAGUAR











Jaguar Exterior / Underhood Compatibility			
Exterior Code	MS #	Underhood Code	MS #
1753 / HGD	57347	JUC07	54037
1806 / JHE	57348	JUC08	54038
1807 / PEC	65293	JUC20	54046
1811 / CGG	57350	JUC19A	54045
1820 / SEC	57351	JUC21A	54047
1859 / PED	57355	JUC20	54046
1860 / MDV	58560	JUC33	60546
1905 / JHM	59558	JUC08	54038
1916 / MDZ	59560	JUC10	59127

Jaguar Exterior / Underhood Compatibility			
Exterior Code	MS #	Underhood Code	MS #
1924 / CGL	58563	JUC18	54044
1926 / LHK	64477	JUC56	64481
1927 / JHV	64478	JUC32	59130
1932 / HGN	63036	JUC55	64482
1942 / NEG	63035	JUC03	54036
1943 / LHL	64479	JUC15	54042
1945 / HGP	64480	JUC07	54037
1959 / PEF	65294	JUC20	54046

Model Year Designation (10th character of VIN number)	
Code	Year
3	2003
2	2002
1	2001
Y	2000
X	1999
W	1998
V	1997
T	1996
S	1995
R	1994
P	1993
N	1992

Assembly Plant Codes (11th character of VIN number)	
Plant Code	Plant
L, M, N or P	Browns Lane, England
F or G	Castle Bromwich, England

KIA

	1C B/C		3N B/C		3W B/C		4T B/C	
		65290 Imperial Blue Met		65223 Ivy Green Met		65225 Willow Green Met		65229 Blueberry Met
5C B/C			5E B/C		6Y B/C		7Y B/C	
		51494 Olive Green Met		56643 Evergreen Met		62502 Light Gold Met		63303 Gold Beige Met
								62504 Stone Beige Met
9B B/C			B7 B/C		C5 B/C		C7 B/C	
		63787 Midnight Black Met		65222 Rally Blue Met		62499 Silver Met		62500 Bright Platinum Met
								
								54476 Silky Beige Met

KIA

2003 CAR COLORS

KIA (Cont'd.)

EB
B/C



58554
Ebony Black

G6
B/C




63791
Dark Emerald Green
Met

G7
B/C



65226
Alpine Gray Met

G8
B/C



65289
Sage Green Met

K2
B/C



65224
Indigo Blue Met

L4
B/C




65221
Aqua Blue Met

P1
B/C



63792
Blue Sapphire Met

PH



56904
Polar White

R4
B/C



64227
Cinnamon Met

R5
B/C



62492
Pepper Red Met

R9
B/C



63794
Ruby Red Met

U3
3 Stage



65227 **65228 (M)**
New White Pearl

UD



56641
Clear White

V9
B/C



62498
Pewter Gray Met

VR



56646
Classic Red

Cladding

8Y
B/C



62504
Stone Beige Met

C7
B/C



62500
Bright Platinum Met

D3
B/C



54476
Silky Beige Met

V9
B/C



62498
Pewter Gray Met

Kia Tu-Tone Combination Codes

Tu-Tone Code	Make/Model	Upper Color	MS #	Lower Color	MS #
AH	Sedona	G6	63791	C7	62500
HM	Sedona	R9	63794	D3	54476
TL	Sedona	G8	65289	C7	62500
TW	Sedona	C5	62499	C7	62500
TX	Sedona	G8	65289	D3	54476
UX	Sorento	R9	63794	V9	62498
UY	Sorento	K2	65224	V9	62498
UZ	Sorento	K2	65224	8Y	62504
VE	Sorento	R9	63794	8Y	62504
VH	Sorento	3N	65223	8Y	62504
VN	Sorento	3N	65223	V9	62498
VQ	Sorento	G7	65226	V9	62498
VT	Sorento	L4	65224	V9	62498
VU	Sorento	7Y	63303	8Y	62504
WL	Sedona	P1	63792	C7	62500
WM	Sedona	UD	56641	D3	54476
WN	Sedona	9B	63787	C7	62500
WP	Sedona	P1	63792	D3	54476
WR	Sedona	R9	63794	C7	62500
WU	Sedona	UD	56641	C7	62500
YC	Sorento	EB	58554	V9	62498
YD	Sorento	UD	56641	V9	62498
YF	Sorento	UD	56641	8Y	62504
YL	Sorento	C5	62499	V9	62498
ZG	Sedona	G6	63791	D3	54476
ZQ	Sorento	EB	58554	8Y	62504

2003 CAR COLORS



KIA (Cont'd.)

Model Year Designation (10th character of VIN number)	
Code	Year
3	2003
2	2002
1	2001
Y	2000
X	1999
W	1998
V	1997
T	1996
S	1995
R	1994
P	1993
N	1992

Assembly Plant Codes (11th character of VIN number)	
Plant Code	Plant
5	Hwasung
6	Sohari

LADA



	110		127		215		233			
		32732 Rubin Red		38876 Cherry Red		37220 Safari		32736 White		
235			310 B/C		340		415		417	
		32737 Light Beige		48078 American Green Met		32744 Olive Green		47356 Trout Blue Met		48079 Blue Green
428			509		588 B/C		601		626 B/C	
		47357 Shark Blue		35197 Dark Beige		53170 Med Beige Met		37219 Black		48080 Charcoal Met
670 B/C			671		793					
		50136 Light Beige Met		38879 Light Gray		32749 Dark Brown				

2003 CAR COLORS



LAND ROVER









	 603 NAL B/C	 607 CPQ B/C	 608 JZD B/C
	57291 Chawton White	57292 Rutland Red	64483 Monte Carlo Blue Met
 618 GMN B/C	 621 JEL B/C	 644 JFM B/C	 659 LAL B/C
55751 White Gold Met	62269 Icelandic Blue Pearl	63119 Oslo Blue Met	63120 Bonatti Gray Met
 697 PNF B/C	 731 LWQ B/C	 734 HZB B/C	 737 MVC B/C
59147 Java Black Mica	65411 Adriatic Blue Met	65563 Giverny Green Met	64484 Zambezi Silver Met
 757 FUQ B/C	 761 EMC B/C	 961 HAF B/C	 751 HES B/C
64495 Borrego Yellow	64606 Tangiers Orange	51455 Epsom Green Met	64485 Vienna Green Met

Model Year Designation (10th character of VIN number)	
Code	Year
3	2003
2	2002
1	2001
Y	2000
X	1999
W	1998
V	1997
T	1996
S	1995
R	1994
P	1993
N	1992

Assembly Plant Codes (11th character of VIN number)	
Plant Code	Plant
A	Solihull, England



MAZDA

	 11B B/C	 11M B/C	 16W B/C
	54370 Driftwood Met	54189 Silver Frost Met	56106 Black Mica
 18J B/C	 20D B/C	 22A B/C	 22K B/C
56965 Grace Green Mica	57845 Gentry Silver Met	59790 Midnight Blue Mica	60427 Passion Red Mica
			 22R B/C
			62302 Platinum Silver Met

2003 CAR COLORS



 **mazda** (Cont'd.)

MAZDA

		22V B/C		23C B/C		23F B/C	
			62301 Sunlight Silver Met		62303 Crystal Blue Mica		62922 Galaxy Gold Met
23G B/C		24A B/C		24B B/C		24E B/C	
	63418 Orient Green Mica		63992 Starry Blue Met		64141 Mineral Blue Met		64144 Sparkling Silver Met
						24V B/C	
							64471 Cerrion Silver Met
25D 3 Stage		25F B/C		25G B/C		25R B/C	
	64256 64257 (M) Snowflake White Pearl		64738 Garnet Red Mica		64733 Titanium Gray Met		65520 Splash Green Mica
						25T 3 Stage	
							65007 65008 (M) Spicy Orange Mica
4F B/C		A2N B/C		A3D B/C		A3E B/C	
	50381 Sand Mica		55970 Glacier White		59791 Pure White		59792 Classic Red
							
							31029 Brilliant Black
AQ 27A B/C		B2 21B B/C		B4 19X B/C		BQ 21C B/C	
	58299 Sandstorm Met		57342 Harvest Gold Met		57336 Chestnut Met		57338 Parchment Gold Met
							
							47486 Chrome Yellow
C2 28D B/C		CX 26B 28G B/C		D1 26X B/C		DV 25X B/C	
	64095 Gold Ash Met		63399 Dark Shadow Gray Met		64690 Dark Steel Met		64098 Light Tundra Met
							
							42497 Bright Red
FL 17G B/C		FU 25J B/C		FX 28C B/C		G2 25W B/C	
	51231 Toreador Red Met		53724 Dark Green Satin Met		64101 Merlot Pearl		64089 Redfire Met
							
							46679 Sunburst Yellow
K9 23X B/C		L2 26D 28J B/C		LD 21S B/C		LL 23W B/C	
	56349 Med Melina Blue Met		60589 Dark Blue Met		51238 Galaxy Blue Met		56698 Wedgewood Blue Met
							
							48951 Black Onyx

2003 CAR COLORS



SN
25V
B/C



64641
Sonic Blue

ST
26C
B/C




57340
Estate Green Met

TG
21R
B/C




60690
New Warm Gray Met

TL
26A
28H
B/C



63454
Satin Silver Met

TS
23V
B/C



50312
Silver Frost Met

UA
A2X
A4R
14K
B/C



38743
Black

YZ
14L
UB
B/C



44093
Oxford White

Tribute Exterior Color Codes (codes may not be labeled on cars)

Code	Color Name	MS
B4 / 19X	Chestnut Met.	57336
BQ / 21C	Parchment Gold Met.	57338
C2 / 28D	Gold Ash Met	64095
CX / 26B / 28E	Dark Shadow Gray Met	63399
DV / 25X	Light Tundra Met	64098
FX / 28C	Merlot Pearl	64101
G2 / 25W	Redfire Met	64089
L2 / 26D / 28J	Dark Blue Met	60589
ST / 26C	Estate Green Met	57340
TL / 26A / 28H	Satin Silver Met	63454
UA / A2X / A4R	Ebony Black	38743
YZ / UB	White	44093

Interior

2N5A



64277
Dark Flint

3TCA



65283
Pebble 3

8P6C



65273
Dark Titanium Met

AYCA



54288
Med Prairie Tan

BJAA



57625
Light Parchment

JA6A



32963
Black

ZHEA



42878
Ebony

ZU5A



51175
Dark Graphite


ZUCA



50648
Med Graphite


Cladding

ACRA



62395
Med Titanium

CX
M7039A
B/C



63399
Dark Shadow Gray Met

TK
M7020A
B/C



60588
Mineral Gray Met


ZJWA



62397
Storm Gray

Miscellaneous

M6388G



40131
Black


Wheel

M6389A
B/C




46574
Sparkle Silver Met

UARC
B/C



64272
Lightning Silver Met

ZJJC



49680
Silver Met


2003 CAR COLORS



Underhood



44610
Twilight Blue



44611
White

M6517D		M6518D		M6519D		M6534D		M6536D	
	44614 Vermilion		44615 Taupe		44616 Black		44621 Titanium		44623 Med Red
M6539D		M6579D		M6726D		M6745D		M6972D	
	44626 Sandalwood		45428 Smoke		49797 Laser Red		50706 Bright Sapphire		57885 Estate Green
M6973D		M6980D		M7058D		M7100D			
	57866 Light Parchment Gold		57870 Chestnut		62345 Blue		64846 Light Tundra		

MAZDA

Mazda Exterior / Underhood Compatibility			
Exterior Code	MS #	Underhood Code	MS #
B2 / 21B	57342	M6518D	44615
B2 / 21B	57342	M6539D	44626
B4 / 19X	57336	M6519D	44616
B4 / 19X	57336	M6579D	45428
B4 / 19X	57336	M6980D	57870
BQ / 21C	57338	M6534D	44621
BQ / 21C	57338	M6973D	57866
CX / 26B	63399	M6579D	45428
DV / 25X	64098	M6534D	44621
DV / 25X	64098	M7100D	64846
E4 / UD	42497	M6517D	44614
E4 / UD	42497	M6518D	44615
FL / 17G	51231	M6579D	45428
FL / 17G	51231	M6726D	49797
FX / 28C	64101	M6518D	44615
FX / 28C	64101	M6536D	44623

Mazda Exterior / Underhood Compatibility			
Exterior Code	MS #	Underhood Code	MS #
K9 / 23X	56349	M6579D	45428
K9 / 23X	56349	M6745D	50706
L2 / 26D	60589	M6513D	44510
L2 / 26D	60589	M6579D	45428
LL / 23W	56698	M6513D	44510
LL / 23W	56698	M6579D	45428
SN / 25V	64641	M6579D	45428
SN / 25V	64641	M7058D	62345
ST / 26C	57340	M6579D	45428
ST / 26C	57340	M6972D	57885
TL / 26A	63454	M6534D	44621
TS / 23V	50312	M6534D	44621
UA / A2X	38743	M6519D	44616
UA / A2X	38743	M6579D	45428
YZ / UB	44093	M6514D	44611



MAZDA


Tu-Tone Combination Codes					
Tu-Tone Code	Make/Model	Upper Color	MS #	Lower Color	MS #
26G	Millenia	25D	64256/64257	4F	50381
A3H	Millenia	A3F	31029	20D	57845

Model Year Designation (10th character of VIN number)	
Code	Year
3	2003
2	2002
1	2001
Y	2000
X	1999
W	1998
V	1997
T	1996
S	1995
R	1994
P	1993
N	1992

Assembly Plant Codes (11th character of VIN number)	
Plant Code	Plant
0	Hiroshima, Japan
1	Hofu, Japan
5	Flat Rock, Michigan
K	Kansas City
T	Edison, New Jersey
U	Louisville, Kentucky

MERCEDES-BENZ

029
B/C



60648
Designo Silver Met

033
B/C




62930
Espresso Met

036
B/C



64436
Cashmere Met

040



58311
Black

041
B/C




65699
Graphite Green Met

182
B/C



60649
Almandine Black Met

185
B/C



64564
Jade Black Met

189
B/C



53160
Black Opal Met

197
B/C



56680
Obsidian Black Met

247
B/C



62931
Mystic Green Met

339
B/C




53158
Royal Indigo Met

345
B/C



62932
Orion Blue Met

347
B/C



60651
Horizon Blue Met

352
B/C



56681
Bahama Blue Met

353
B/C



64585
Platinum Blue Met

359
B/C



62933
Capri Blue Met

372
B/C



61536
Sapphire Blue Met

486
B/C



60652
Bourbon Met

MERCEDES-BENZ

2003 CAR COLORS



MERCEDES-BENZ

MERCEDES-BENZ (Cont'd.)

		487 B/C		548 B/C		567 B/C	
			64431 Paprika Met		58469 Firemist Met		58470 Bordeaux Red Met
586 B/C		685		693 B/C		723 B/C	
	58471 Magma Red		56511 Sunburst Yellow		60653 Desert Silver Met		64869 Pewter Met
							744 B/C
753 B/C		762 B/C		800 B/C		814 B/C	
	60654 Tectite Gray Met		64581 Diamond Silver Met		64432 Citron Green Met		56512 Mineral Green Met
							816 B/C
904 B/C		935 B/C		941 B/C		943 B/C	
	39121 Midnight Blue		56513 Quartz Blue Met		62935 Wedgwood Blue Met		64587 Ice Blue Met
							946 B/C
960 B/C		994 B/C					
	64434 Alabaster White		64435 Amethyst Violet Met				

Model Year Designation (10th character of VIN number)	
Code	Year
3	2003
2	2002
1	2001
Y	2000
X	1999
W	1998
V	1997
T	1996
S	1995
R	1994
P	1993
N	1992

Assembly Plant Codes (11th character of VIN number)	
Plant Code	Plant
A	Vance, Alabama
A, B, C or D	Sindelfingen, Germany
F, G or H	Bremen, Germany
J	Rastatt, Germany
T	Karmann, Germany
X	Graz, Austria
E	Juiz de Fora, Brazil

2003 CAR COLORS

MINI

303
B/C



51412
Cosmos Black Met

668
B/C



59049
Black

850
B/C



64546
Pepper White

851
B/C



64454
Chili Red

859
B/C



64548
Solid Gold Met

862
B/C




64455
Indi Blue Met

870
B/C



64549
Electric Blue Met

871
B/C




64550
Dark Silver Met

895
B/C



64456
British Racing Green
Met

900
B/C



64457
Pure Silver Met

901
B/C



64551
Silk Green Met

902
B/C



64458
Liquid Yellow

903
B/C



64552
Velvet Red Met


Roof

668
B/C



59049
Black

850
B/C



64546
Pepper White

Model Year Designation (10th character of VIN number)

Code	Year
3	2003
2	2002
1	2001
Y	2000
X	1999
W	1998
V	1997
T	1996
S	1995
R	1994
P	1993
N	1992

Assembly Plant Codes (11th character of VIN number)

Plant Code	Plant
T	Oxford, England

2003 CAR COLORS



			A02 B/C		A21 B/C		A26 B/C		
				64047 Thunder Gray Met		45366 Athens Silver Mica		50503 Coronado Sand Met	
A31 B/C		A45 B/C		A68 B/C		A69 B/C		A75 B/C	
	65666 Cool Silver Met		60609 Franklin Silver Met		60180 Sterling Silver Met		53503 Munich Silver Met		52605 Prescott Gray Pearl
B12 B/C		B30 B/C		C47 B/C		E02 B/C		F26 G26 B/C	
	63477 Flash Blue Pearl		63478 Chrome Blue Pearl		60610 Imperial Beige Met		54769 Manhattan Beige Pearl		60802 Sequoia Green Pearl
F52 B/C		G44 B/C		G67 B/C		G70 B/C		H32 B/C	
	62308 Martinique Green Pearl		62632 Lofty Green Pearl		64967 Alloy Green Pearl		64936 Amazon Green Pearl		63479 Titanium Pearl
N40		P06 B/C		P78 B/C		P85		R20 Tinted C/C	
	60611 Vail White		64966 Ultra Red Pearl		52255 Cambridge Red Pearl		52609 Phoenix Red		62309 49762 Rio Red Pearl
R27 B/C		R28 B/C		R87 B/C		S08 B/C		S23 B/C	
	64870 Tuscany Red Met		58725 Richmond Red Pearl		46326 Saronno Red		65159 Champagne Met		56098 Bodega Beige Met
S74 B/C		T10 B/C		T11 B/C		T12 B/C		T19 B/C	
	52773 Sudan Beige Met		63654 Pacific Blue		64051 Memphis Blue Pearl		65667 Urban Gray Pearl		64968 Steel Blue Pearl
T38 B/C		V02 B/C		W09		W13 3 Stage		W38 3 Stage	
	56223 Royal Blue Pearl		65159 Champagne Met		38773 Summit White		64052 64053 (M) Diamond White Pearl		59315 59316 (M) Platinum White Pearl


MITSUBISHI

2003 CAR COLORS




(Cont'd.)

W69
3 Stage




60614 60615 (M)
Dover White Pearl

W75
3 Stage




43566 43567 (M)
Glacier White Pearl

W83




46427
Innsbruck White

X08
B/C




53041
Solano Black Pearl

X13
B/C




34858
Kalapana Black

X42
B/C



62310
Labrador Black Pearl

X48
B/C



60616
Pendleton Black Pearl

Y01
B/C



64054
Lightning Yellow

Miscellaneous



63386
Gray Met

Underhood

AC10595




38368
Gray

AC10632



38371
Maroon

AC10757



38376
Dark Blue

AC10795




38377
Red

AC10845




43545
Beige

AC10863




45018
White

AC10903



59982
Black

AC10955



45340
White

AC11235



61215
Light Gray

AC11239




56224
Dark Blue

AC11312




59445
Blue

AC11321




59447
White

AC11357




60801
Med Green

CMG
17002



61541
Med Green

CMG
17003



62487
Grayish Green

CMR
17001



63172
Red

2003 CAR COLORS



(Cont'd.)

Mitsubishi Exterior / Underhood Compatibility			
Exterior Code	MS #	Underhood Code	MS #
A26 / AC11126	50503	AC11235	61215
A69 / AC11169	53503	AC10595	38368
F26 / AC11326	60802	AC11357	60801
F26 / AC11326	60802	CMG17002	61541
G44 / CMG10044	62632	CMG17003	62487
P78 / AC11178	52255	AC10632	38371
P85 / AC11185	52609	AC10795	38377
R20 / CMR10020	62309 / 49762	CMR17001	63172
S74 / AC11174	52773	AC10845	43545

Mitsubishi Exterior / Underhood Compatibility			
Exterior Code	MS #	Underhood Code	MS #
T38 / AC11238	56223	AC11239	56224
T38 / AC11238	56223	AC11312	59445
T38 / AC11238	56223	AC10757	38376
W09 / AC10809	38773	AC11321	59447
W75 / AC10875	43566 / 43567	AC10955	45340
W83 / AC10983	46427	AC10863	45018
X08 / AC11008	53041	AC10903	59982
X42 / AC11342	62310	AC10903	59982

Montero / Montero Sport Tu-Tone Combination Codes					
Tu-Tone Code	Model	Upper Color	MS #	Lower Color	MS #
G7E	Montero	F26	60802	S74	52773
N8U	Montero	W75	43566/43567	A21	45366
P2S	Montero	P78	52255	S74	52773
W0E	Montero	W75	43566/43567	S74	52773
X4E	Montero	X08	53041	S74	52773
B1E	Montero Sport	T11	64051	S74	52773
F3S	Montero Sport	G70	64936	S74	52773
N3S	Montero Sport	W09	38773	S74	52773
PA7	Montero Sport	P78	52255	A75	52605
U7H	Montero Sport	A69	53503	A75	52605
X3E	Montero Sport	X08	53041	S74	52773

Model Year Designation (10th character of VIN number)	
Code	Year
3	2003
2	2002
1	2001
Y	2000
X	1999
W	1998
V	1997
T	1996
S	1995
R	1994
P	1993
N	1992

Assembly Plant Codes (11th character of VIN number)	
Plant Code	Plant
E	Normal, Illinois
J or P	Nagoya, Japan
T	Tonsley Park, Australia
U	Mizushima, Japan

2003 CAR COLORS



NISSAN / INFINITI

				A15 B/C		A16 B/C	
					64903 Sonoma Sunset Met		64852 Atomic Orange
A17 B/C		AG2 B/C		AX2 B/C		AX5 B/C	
	64899 Lemans Sunset Met		38656 Aztec Red		61702 Inferno Red Met		61881 Merlot Pearl
AX8 B/C		AY2 B/C		AY3 B/C		B16 B/C	
	63306 Royal Cabernet Met		64806 Garnet Fire Met		63910 Molten Lava Met		64900 Crystal Blue Met
BW5 B/C		BW9 B/C		BX5 B/C		BX7 B/C	
	61000 Twilight Blue Met		60382 Majestic Blue Pearl		61689 Just Blue		61690 Electric Blue Met
C15 B/C		C16 B/C		CR0 B/C		CV0 B/C	
	64904 Brown Met		65530 Grayish Brown Met		53013 Tuscan Beige Met		59929 Sand Dune Met
CY0 B/C		D10 B/C		D12 B/C		D13 B/C	
	63307 Burnt Copper Met		64807 Emerald Mist Met		64853 Camouflage		64905 Canteen Met
E10 B/C		E12 B/C		ET1 B/C		EVO B/C	
	64906 Fun Yellow		64907 Light Gold Met		56640 Autumn Bronze Pearl		58543 Sunlit Sand Met
EY0 B/C		EY1 B/C		FY0 B/C		JW0 B/C	
	63308 Golden Sand Met		63496 Velvet Beige Met		63497 Seascape Met		60132 Millenium Jade Met
						KH3 B/C	
							41101 Super Black

B/C-Basecoat/Clearcoat Color.


These colors are intended to be used only as a reference, and may not be exact representations of mixed or applied color.

2003 CAR COLORS




NISSAN / INFINITI (Cont'd.)

KR3
B/C



55894
Silver Sage Pearl

KT3
B/C




56366
Sterling Mist Met

KV3
B/C




59555
Gray Lustre Met

KV8
B/C



59839
Silver Ice Met

KV9
B/C




59928
Radium Silver Met

KX0
B/C




60813
Bronzed Gray Met

KX6
B/C




63635
Desert Platinum Met

KY0
B/C



63784
Chrome Silver Met

KY1
B/C



63498
Sheer Silver Met

KY2
B/C



63499
Polished Pewter Met

KY4
B/C



63912
Molten Silver Met

QM1



50658
Cloud White

QX1
3 Stage



63312 63313 (M)
Glacier Pearl

QX3
3 Stage



62330 62331 (M)
Satin White Pearl

R10
B/C



64908
Bright Copper Met

R12
B/C



65532
Brownish Orange Met

WV2
B/C



62220
Gray Met


Z33
B/C



64909
Envy Green Met

Bumper/ Fascia

AG64



45280
Gray

LK95



63387
Graphite Met

LK98



62300
Silver Met

Grille

AG01



44034
Black

AG02
B/C



58328
Dark Gray Met

AG03
B/C



58536
Med Gray Met

AG64



45280
Gray

Running Boards

AG02
B/C



58328
Dark Gray Met

LK95



63387
Graphite Met

LK98



62300
Silver Met



NISSAN / INFINITI (Cont'd.)

Interior

PC35



63345
Blond

PC62



63340
Beige

PG05



63341
Charcoal

PK32



63346
Sage


PK66



63339
Gray

Miscellaneous

701G




65060
Black

AG01



44034
Black

AG05
B/C



58538
Med Gray Met

LK95



63387
Graphite Met


LK98



62300
Silver Met

Underhood

A01M1



64116
Dark Red

A01T2



63380
Dark Red

A01W1



63381
Red

A01W2



63384
Red

A02W2



63379
Red

B01M1



63374
Dark Blue

B01W2



63375
Blue

D01T2



63329
Grayish Green

D02M1



63337
Light Green

E01M2



63327
Beige

E01T2




63367
Beige

E01W1




63332
Beige

K01M2



63364
Black

K01T2




63330
Black

2003 CAR COLORS



NISSAN / INFINITI

Underhood (Cont'd.)



Nissan / Infiniti Exterior / Underhood Compatibility			
Exterior Code	MS #	Underhood Code	MS #
AX5	61881	A01T2	63380
AX5	61881	A01W1	63381
AX5	61881	A02W2	63379
AX6	63185	A01W2	63384
AX8	63306	A01M1	64116
AY2	64806	A01M1	64112
BW5	61000	B01M1	63374
BW5	61000	K01M2	63364
BW9	60382	B01W2	63375
BW9	60382	K01T2	63330
BW9	60382	K01W2	63365
CRO	53013	E01W1	63332
CY0	63307	A01W1	63381
ET1	56640	K01T2	63330
EVO	58543	E01M2	63327
EVO	58543	E01T2	63367
EY0	63308	D01T2	63329
EY0	63308	E01M2	63327
EY0	63308	E01W1	63332
JW0	60132	D01T2	63329
JW0	60132	D02M1	63337
KH3	41101	K01M2	63364
KH3	41101	K01T2	63330
KH3	41101	K01W2	63365

Nissan / Infiniti Exterior / Underhood Compatibility			
Exterior Code	MS #	Underhood Code	MS #
KR3	55894	K03W1	63355
KT3	56366	K02T2	63331
KV3	59555	K01T2	63330
KX0	60813	K02W2	63359
KX6	63635	K03M1	63353
KY0	63784	K02T2	63331
KY0	63784	K03M1	63353
KY0	63784	K03M2	63356
KY0	63784	K03W2	63357
QM1	50658	K03T2	63354
QM1	50658	K03W1	63355
QM1	50658	K0451	63350
QM1	50658	K04W2	63351
QM1	50658	K05M2 / M1L	64118
QX1	63313	K03T2	63354
QX1	63313	K03W1	63355
QX1	63313	K04M1	63349
QX1	63313	K04W2	63351
QX1	63313	K05M2 / M1L	64118
VV2	62220	K02W2	63359
VV2	62220	K03M2	63356

NISSAN / INFINITI



2003 CAR COLORS

Nissan / Infiniti Color Compatibility Plan

EXTERIOR BODY COLOR	MODEL	BUMPER / CLADDING LOWER TU-TONE	GRILLE	STEP RAIL ROOF RACK MISCELLANEOUS
A15 / MS #64903 Sonoma Sunset Metallic	Altima		Black / AG01 / 44034	Black / AG01 / 44034
A16 / MS #64852 Atomic Orange	Xterra	Gray / AG64 / 45280 Silver / LK98 / 62300	Gray / AG64 / 45280	Silver / LK98 / 62300
AG2 / MS #38656 Aztec Red	Frontier	Gray / AG64 / 45280 Gray / LK95 / 63387 Silver / LK98 / 62300	Gray / AG64 / 45280	Gray / LK95 / 63387 Silver / LK98 / 62300
	Sentra		Black / AG01 / 44034	Black / AG01 / 44034
AX2 / MS #61702 Inferno Red Metallic	Sentra		Black / AG01 / 44034	Black / AG01 / 44034
AX5 / MS #61881 Merlot Pearl	Maxima		Gray / AG03 / 58536	Gray / AG05 / 58538
AX8 / MS #63306 Royal Cabernet Metallic	Q45		Black / AG01 / 44034	Black / AG01 / 44034 Black / 701G / 65060
AY3 / MS #63910 Molten Lava Metallic	Frontier	Gray / AG64 / 45280 Gray / LK95 / 63387 Silver / LK98 / 62300	Gray / AG64 / 45280	Gray / LK95 / 63387 Silver / LK98 / 62300
	Xterra	Gray / AG64 / 45280 Silver / LK98 / 62300	Gray / AG64 / 45280	Silver / LK98 / 62300
B16 / MS #64900 Crystal Blue Metallic	Altima		Black / AG01 / 44034	Black / AG01 / 44034
BW5 / MS #61000 Twilight Blue Metallic	Q45		Black / AG01 / 44034	Black / AG01 / 44034 Black / 701G / 65060
BW9 / MS #60382 Majestic Blue Pearl	Maxima		Gray / AG03 / 58536	Gray / AG05 / 58538
	QX4			Gray / AG05 / 58538
BX5 / MS #61689 Just Blue	Xterra	Gray / AG64 / 45280 Silver / LK98 / 62300	Gray / AG64 / 45280	Silver / LK98 / 62300
BX7 / MS #61690 Electric Blue Metallic	Frontier	Gray / AG64 / 45280 Gray / LK95 / 63387 Silver / LK98 / 62300	Gray / AG64 / 45280	Gray / LK95 / 63387 Silver / LK98 / 62300
BY1 / MS #63911 Vibrant Blue Metallic	Sentra		Black / AG01 / 44034	Black / AG01 / 44034
CV0 / MS #59929 Sand Dune Metallic	Frontier	Gray / AG64 / 45280 Gray / LK95 / 63387 Silver / LK98 / 62300	Gray / AG64 / 45280	Gray / LK95 / 63387 Silver / LK98 / 62300
CV2 / MS #59926 Iced Cappuccino Metallic	Sentra		Black / AG01 / 44034	Black / AG01 / 44034
D10 / MS #64807 Emerald Mist Metallic	Q45		Black / AG01 / 44034	Black / AG01 / 44034 Black / 701G / 65060
D12 / MS #64853 Camouflage	Xterra	Gray / AG64 / 45280 Silver / LK98 / 62300	Gray / AG64 / 45280	Silver / LK98 / 62300
D13 / MS #64905 Canteen Metallic	Frontier	Gray / AG64 / 45280 Gray / LK95 / 63387 Silver / LK98 / 62300	Gray / AG64 / 45280	Gray / LK95 / 63387 Silver / LK98 / 62300
	Xterra	Gray / AG64 / 45280 Silver / LK98 / 62300	Gray / AG64 / 45280	Silver / LK98 / 62300
DY2 / MS #63495 Mystic Emerald Metallic	Altima		Black / AG01 / 44034	Black / AG01 / 44034
E10 / MS #64906 Sunburst	Sentra		Black / AG01 / 44034	Black / AG01 / 44034
EV0 / MS #58543 Sunlit Sand Metallic	Maxima		Gray / AG03 / 58536	Gray / AG05 / 58538
EW3 / MS #60381 Solar Yellow	Frontier	Gray / AG64 / 45280 Gray / LK95 / 63387 Silver / LK98 / 62300	Gray / AG64 / 45280	Gray / LK95 / 63387 Silver / LK98 / 62300
	Xterra	Gray / AG64 / 45280 Silver / LK98 / 62300	Gray / AG64 / 45280	Silver / LK98 / 62300
EY0 / MS #63308 Golden Sand Metallic	Q45		Black / AG01 / 44034	Black / AG01 / 44034 Black / 701G / 65060
	QX4			Gray / AG05 / 58538
EY1 / MS #63496 Velvet Beige Metallic	Altima		Black / AG01 / 44034	Black / AG01 / 44034

2003 CAR COLORS



NISSAN / INFINITI

Nissan / Infiniti Color Compatibility Plan

EXTERIOR BODY COLOR	MODEL	BUMPER / CLADDING LOWER TU-TONE	GRILLE	STEP RAIL ROOF RACK MISCELLANEOUS
FY0 / MS #63497 Seascape Metallic	Altima		Black / AG01 / 44034	Black / AG01 / 44034
JW0 / MS #60132 Millenium Jade Metallic	QX4	Silver / KR3 / 55894		Gray / AG05 / 58538
KH3 / MS #41101 Super Black	Altima		Black / AG01 / 44034	Black / AG01 / 44034
	Frontier	Gray / AG64 / 45280 Gray / LK95 / 63387 Silver / LK98 / 62300	Gray / AG64 / 45280	Gray / LK95 / 63387 Silver / LK98 / 62300
	Maxima Q45		Gray / AG03 / 58536 Black / AG01 / 44034	Gray / AG05 / 58538 Black / AG01 / 44034 Black / 701G / 65060
	QX4	Brown / KX0 / 60813		Gray / AG05 / 58538
	Sentra Xterra	Gray / AG64 / 45280 Silver / LK98 / 62300	Black / AG01 / 44034 Gray / AG64 / 45280	Black / AG01 / 44034 Silver / LK98 / 62300
KT3 / MS #56366 Sterling Mist Metallic	Maxima		Gray / AG03 / 58536	Gray / AG05 / 58538
KV3 / MS #59555 Gray Lustre Metallic	Maxima		Gray / AG03 / 58536	Gray / AG05 / 58538
KV8 / MS #59839 Silver Ice Metallic	Frontier	Gray / AG64 / 45280 Gray / LK95 / 63387 Silver / LK98 / 62300	Gray / AG64 / 45280	Gray / LK95 / 63387 Silver / LK98 / 62300
	Xterra	Gray / AG64 / 45280 Silver / LK98 / 62300	Gray / AG64 / 45280	Silver / LK98 / 62300
KV9 / MS #59928 Radium Silver Metallic	Sentra		Black / AG01 / 44034	Black / AG01 / 44034
KX0 / MS #60813 Bronzed Gray Metallic	QX4	Tan / CR0 / 53013		Gray / AG05 / 58538
KX6 / MS #63635 Desert Platinum Metallic	Q45		Black / AG01 / 44034	Black / AG01 / 44034 Black / 701G / 65060
KY0 / MS #63784 Chrome Silver Metallic	Maxima		Gray / AG03 / 58536	Gray / AG05 / 58538
	Q45		Black / AG01 / 44034	Black / AG01 / 44034 Black / 701G / 65060
	QX4			Gray / AG05 / 58538
KY1 / MS #63498 Sheer Silver Metallic	Altima		Black / AG01 / 44034	Black / AG01 / 44034
KY2 / MS #63499 Polished Pewter Metallic	Altima		Black / AG01 / 44034	Black / AG01 / 44034
	Frontier	Gray / AG64 / 45280 Gray / LK95 / 63387 Silver / LK98 / 62300	Gray / AG64 / 45280	Gray / LK95 / 63387 Silver / LK98 / 62300
	Xterra	Gray / AG64 / 45280 Silver / LK98 / 62300	Gray / AG64 / 45280	Silver / LK98 / 62300
KY4 / MS #63912 Molten Silver Metallic	Sentra		Black / AG01 / 44034	Black / AG01 / 44034
QM1 / MS #50658 Cloud White	Altima		Black / AG01 / 44034	Black / AG01 / 44034
	Frontier	Gray / AG64 / 45280 Gray / LK95 / 63387 Silver / LK98 / 62300	Gray / AG64 / 45280	Gray / LK95 / 63387 Silver / LK98 / 62300
	Sentra Xterra	Gray / AG64 / 45280 Silver / LK98 / 62300	Black / AG01 / 44034 Gray / AG64 / 45280	Black / AG01 / 44034 Silver / LK98 / 62300
QX1 / MS #63312/63313 Glacier Pearl	Maxima		Gray / AG03 / 58536	Gray / AG05 / 58538
	Q45		Black / AG01 / 44034	Black / AG01 / 44034 Black / 701G / 65060
	QX4	Silver / KR3 / 55894		Gray / AG05 / 58538
QX3 / MS #62330/62331 Satin White Pearl	Altima		Black / AG01 / 44034	Black / AG01 / 44034
WV2 / MS #62220 Gray Metallic	Maxima		Gray / AG03 / 58536	Gray / AG05 / 58538
	QX4			Gray / AG05 / 58538
Z33 / MS #64909 Envy Green Metallic	Sentra		Black / AG01 / 44034	Black / AG01 / 44034



2003 CAR COLORS



NISSAN / INFINITI (Cont'd.)

Tu-Tone Combination Codes					
Tu-Tone Code	Make/Model	Upper Color	MS #	Lower Color	MS #
MX1	QX4	KX0	60813	CR0	53013
MY0	QX4	QX1	63312/63313	KR3	55894
MY1	QX4	JW0	60132	KR3	55894
MY2	QX4	KH3	41101	KX0	60813

Model Year Designation (10th character of VIN number)	
Code	Year
3	2003
2	2002
1	2001
Y	2000
X	1999
W	1998
V	1997
T	1996
S	1995
R	1994
P	1993
N	1992

Assembly Plant Codes (11th character of VIN number)	
Plant Code	Plant
C	Smyrna, Tennessee
U	Zama, Japan
X	Nissha-Hiratsuka, Japan
W	Kyushyu, Japan
L	Aguascalientes / Cuernavaca, Mexico
T	Oppama, Japan
M	Tochigi, Japan
4	Aichi, Japan
5	Murayama, Japan
9	Fujijyu, Japan
D	Avon Lake, Ohio



		12G 12Q		1A9 1A8 B/C		22D B/C	
			50086 Speed Yellow		63396 Zanzibar Red Met		42443 Slate Gray Met
22E B/C		23F B/C		2A2 2A1 B/C		37U 38U B/C	
	42448 Forest Green Met		46735 Slate Gray Met		60989 Rainforest Green Met		45661 Cobalt Blue Met
						37W 39C B/C	
							45656 Midnight Blue Met
3A9 3A8 B/C		6A7 6A6 B/C		6B5 6B4 B/C		738 744 B/C	
	63295 Lapis Blue Met		63297 Meridian Met		63298 Seal Gray Met		45663 Basalt Black Pearl
						747 741	
							59051 Black

B/C-Basecoat/Clearcoat Color.

These colors are intended to be used only as a reference, and may not be exact representations of mixed or applied color.

2003 CAR COLORS



(Cont'd.)

84A
80K




60991
Guards Red

8A4
8A3
B/C




63296
Orient Red Met

92E
92M
B/C



45654
Polar Silver Met

92U
92T
B/C



54898
Arctic Silver Met

B9A
B/C



64486
Carrara White

M6W
B/C



65668
Dark Teal Met

Model Year Designation (10th character of VIN number)


Code	Year
3	2003
2	2002
1	2001
Y	2000
X	1999
W	1998
V	1997
T	1996
S	1995
R	1994
P	1993
N	1992

Assembly Plant Codes (11th character of VIN number)

Plant Code	Plant
S	Stuttgart, Germany




170
B/C



59059
Black

257
B/C




54829
Midnight Blue Met

264
B/C



57053
Cosmic Blue Mica

268
B/C




57054
Silver Met

278
B/C




62968
Laser Red

279
B/C



62969
Steel Gray Met

283
B/C



64210
Polar White

284
B/C



65615
Merlot Red Met

286
B/C



64211
Hazelnut Met

287
B/C



65616
Dolphin Gray


288
B/C



65617
Graphite Green Met

Wheel

B/C



62341
Light Silver Met

Bumper /
Fascia

281
B/C



60689
Gray Texture

2003 CAR COLORS


SAAB (Cont'd.)

Model Year Designation (10th character of VIN number)	
Code	Year
3	2003
2	2002
1	2001
Y	2000
X	1999
W	1998
V	1997
T	1996
S	1995
R	1994
P	1993
N	1992

Assembly Plant Codes (11th character of VIN number)	
Plant Code	Plant
1 or 3	Trollhattan, Sweden
7	Nystadt, Finland




01G
B/C



63487
Platinum Silver Met

01X
3 Stage



62286 62287 (M)
White Frost Pearl

02C
B/C


63490
W R Blue Pearl

07V
B/C




63491
Savanna Green Met

08V
B/C



63489
Midnight Black Pearl

09V
B/C



63488
Graystone Met

13V
B/C



64342
Sonic Yellow

17X
B/C



64872
Mystic Blue Pearl

18L
B/C




64329
Java Black Pearl

18X
B/C



64077
Regatta Red Pearl

19X
B/C



64078
Silver Stone Met

19Y
B/C



64347
Sea Mist Green Pearl

22W
B/C



64873
Cayenne Red Pearl

23W
B/C




64874
Pacifica Blue Met

23Y
B/C



64875
Baja Yellow

26D
B/C



64330
Steel Gray Met

29W
B/C



64876
Woodland Green Pearl

51E
B/C

57587
Aspen White

B/C-Basecoat/Clearcoat Color. (M)-Midcoat color for 3-Stage application.

These colors are intended to be used only as a reference, and may not be exact representations of mixed or applied color.

2003 CAR COLORS



(Cont'd.)

54A
B/C




54503
Black Granite Pearl

83N
B/C



58146
Timberline Met

89N
B/C



58148
Titanium Pearl

93H
B/C



60049
Sierra Gold Met

94H
B/C



60050
Sedona Red Pearl


95H
B/C



60051
Blue Ridge Pearl


Bumper/ Fascia

09V
B/C




63488
Graystone Met

19X
B/C




64078
Silver Stone Met

26D
B/C



64330
Steel Gray Met

89N
B/C



58148
Titanium Pearl

Underhood

CS7V



64469
Dark Green

CS9V




64837
Med Gray

CS9Y



64839
Dark Green




60735
Dark Green



60764
Dark Blue



60765
Dark Red



60766
Black



60767
Med Tan



60768
Light Green




60769
Dark Maroon



60770
Dark Yellow



60773
Med Red



60774
Silky White



60775
Dark Gray



60776
Med Gray



60777
Light Gray

SUBARU



(Cont'd.)

Tu-Tone Combination Codes					
Tu-Tone Code	Make/Model	Upper Color	MS #	Lower Color	MS #
0A6	Impreza	07V	63491	09V	63488
0A9	Impreza	08V	63489	09V	63488
0E8	Legacy	01X	62286/62287	89N	58148
0G5	Impreza	51E	57587	09V	63488
0J3	Forester	01G	63487	UNPAINTED	
0L1	Impreza	94H	60050	09V	63488
0T9	Impreza	01G	63487	09V	63488
1Y1	Legacy	17X	64872	89N	58148
1Y2	Legacy	18X	64077	89N	58148
1Y4	Legacy	19Y	64347	89N	58148
2C3	Forester	23W	64874	26D	64330
2C6	Forester	29W	64876	26D	64330
2G1	Forester	18L	64329	26D	64330
2J1	Forester	22W	64873	UNPAINTED	
2J2	Forester	23W	64874	UNPAINTED	
2J4	Forester	29W	64876	UNPAINTED	
2L7	Forester	01G	63487	26D	64330
2N5	Forester	93H	60049	26D	64330
2Z3	Baja	23Y	64875	19X	64078
2Z5	Baja	54A	54503	19X	64078
2Z8	Baja	18X	64077	19X	64078
8J5	Forester	51E	57587	UNPAINTED	
8K4	Legacy	83N	58146	89N	58148
8Y7	Legacy	54A	54503	89N	58148
9R5	Forester	93H	60049	UNPAINTED	

**Model Year Designation
(10th character of VIN number)**

Code	Year
3	2003
2	2002
1	2001
Y	2000
X	1999
W	1998
V	1997
T	1996
S	1995
R	1994
P	1993
N	1992

**Assembly Plant Codes
(11th character of VIN number)**

Plant Code	Plant
5, 6, 7, S	Lafayette, IN (SIA)
G, H	Gunma, Japan (FHI)

2003 CAR COLORS



			1SC B/C		26U		Z07 B/C		
				58834 Satin Black		36940 Polar White		52579 Victory Red	
Z0A B/C		Z1E		Z1Z B/C		Z2S B/C		Z2T B/C	
	53946 Light Toreador Red Met		60437 Naples Yellow		56701 Sapphire Blue Met		57799 Silky Silver Met		57800 Grove Green Met
Z2U B/C		Z4F B/C		Z5J B/C		Z5K B/C		Z7J B/C	
	59794 Catseye Blue Met		57775 Cypress Green Met		60934 Bluish Black Pearl		60429 Cassis Red Pearl		60141 Cats Eye Blue Met II
Z7K B/C		Z7T 3 Stage		Z9F B/C		Z9J B/C		Z9T	
	60142 Brilliant Blue Met		63460 63461 (M) White Pearl		61433 Bright White		61767 Platinum Silver Met		61206 Bright Red
ZA3 B/C		ZA4 B/C		ZA5 3 Stage		ZC4 B/C		ZC5 B/C	
	62963 Burgundy Pearl		62261 Cool Beige Met		63391 63392 (M) White Pearl		63527 Med Green Met		63525 Indigo Blue Met
ZC6 B/C		ZC7 B/C		ZD9 B/C		ZE9 B/C		ZJ1 B/C	
	63526 Med Red Met		63528 Light Bronze Mist Met		63225 Misty Green Met		63652 Lake Blue Met		65472 Oasis Green
ZJ3 B/C		ZU2 B/C							
	64022 Bluish Black Pearl		65473 Polar Gray Met						
									
			46996 Silver Met		49926 Black		49928 Light Silver Met		

Wheel

2003 CAR COLORS

SUZUKI (Cont'd.)

Underhood



Suzuki Exterior / Underhood Compatibility			
Exterior Code	MS #	Underhood Code	MS #
1SC	58834	OF5	52587
26U	36940	1LC	59578
Z07	52579	OF8	54740
Z0A	53946	OF8	54740
Z1E	60437	1LC	59578
Z1Z	56701	1CZ	56818
Z1Z	56701	ZF1	62921
Z2S	57799	Z0C	57713
Z2T	57800	1CZ	56818
Z2T	57800	ZF1	62921
Z2U	59794	1CZ	56818
Z2U	59794	ZF1	62921
Z4F	57775	OP1	58192
Z5J	60934	ZF1	62921
Z5J	60934	1CZ	56818
Z5K	60429	Z26	56819

Suzuki Exterior / Underhood Compatibility			
Exterior Code	MS #	Underhood Code	MS #
Z7J	60141	OF5	52587
Z7K	60142	OP4	60408
Z9F	61433	OFW-2	51281
Z9J	61767	OFM	58366
Z9T	61206	Z26	56819
ZA3	62963	Z26	56819
ZA4	62261	Z0C	57713
ZA5	63391 / 63392	1LC	59578
ZC4	63527	OP1	58192
ZC5	63525	OF5	52587
ZC6	63526	OF8	54740
ZC7	63528	OP5	64017
ZE9	63652	Z0C	57713
ZJ3	64022	Z26	56819
ZJ3	64022	ZF1	62921

2003 CAR COLORS



SUZUKI (Cont'd.)

SUZUKI

Tu-Tone Combination Codes					
Tu-Tone Code	Make/Model	Upper Color	MS #	Lower Color	MS #
No Code	Grand Vitara	Z2U	59794	ZA4	62261
No Code	Grand Vitara	Z2T	57800	ZA4	62261
No Code	Grand Vitara	Z5K	60429	ZA4	62261
No Code	Grand Vitara	Z2U	59794	Z2S	57799
L5Y	Esteem	Z1Z	56701	Z2S	57799
L5Z	Esteem	26U	36940	Z2S	57799

Model Year Designation (10th character of VIN number)	
Code	Year
3	2003
2	2002
1	2001
Y	2000
X	1999
W	1998
V	1997
T	1996
S	1995
R	1994
P	1993
N	1992

Assembly Plant Codes (11th character of VIN number)	
Plant Code	Plant
5	Kosai, Japan
6	Ingersoll, Ontario (CAMI)

TOYOTA / LEXUS


		040		051 3 Stage		056	
			35000 Super White II		42872 42873 (M) Diamond White Pearl		52893 Natural White
062 3 Stage		064 3 Stage		065 3 Stage		066 3 Stage	
	60444 60445 (M) Crystal White Pearl		61870 61871 (M) Ice Pearl		62429 62430 (M) White Gold Pearl		62442 62443 (M) Parchment Crystal Pearl
							63315 White
070 3 Stage		1C0 B/C		1C5 B/C		1C6 B/C	
	65295 65296 (M) Blizzard Pearl		56793 Millenium Silver Met		57924 Silver Strata Met		59271 Graphite Gray Pearl
							58582 Lunar Mist Met
1D2 B/C		1D4 B/C		1D6 B/C		1D7 B/C	
	60464 Thunder Cloud Met		62321 Titanium Met		62444 Silver Sky Met		62431 Silver Shadow Pearl
							64134 Phantom Gray Pearl

TOYOTA/LEXUS

2003 CAR COLORS


TOYOTA / LEXUS (Cont'd.)

1E6
B/C



64173
Moonshadow Met

1E7
B/C



65073
Silver Streak Mica

1E8
B/C




64990
Ash Blue Mica

1E9
B/C



65297
Galactic Gray Mica

1F0
B/C




65298
Silver Pine Met

202
B/C



57871
Black

209
B/C



57925
Black Sand Pearl

210
B/C




60456
Carbon Blue Mica

3L5



54291
Radiant Red

3M5
B/C



56742
Sandrift Met

3N5
B/C



57928
Red Flame Met

3N6
B/C



58338
Vintage Red Pearl

3N8
B/C



60173
Sundown Red Pearl

3P0
B/C



60458
Absolutely Red

3P1
B/C



61432
Impulse Red Pearl

3P2
B/C



61358
Black Cherry Pearl

3P5
B/C



62445
Black Walnut Pearl

3P6
B/C



62446
Twilight Amethyst Met

3Q2
B/C




64010
Black Garnet Pearl

3Q3
B/C



64147
Salsa Red Pearl

3Q4
B/C



64135
Alabaster Met

3Q7
B/C




65307
Cassis Pearl

4P2
B/C



56753
Burnished Gold Met

4P7
B/C




58336
Mystic Gold Met

4Q2
B/C



60451
Desert Sand Mica

4Q5
B/C




60579
Gold Dust Met

4Q8
B/C




62448
Egyptian Sand Pearl

4R0
B/C




64939
Sand Castle Met

4R2
3 Stage



65300 **65301 (M)**
Sand Dollar Pearl

4R3
B/C




65302
Sonora Gold Pearl

576



49703
Solar Yellow

585
B/C



60462
Cibola Gold Met

586
B/C



61827
Vintage Gold Met

587
B/C



62449
Dorado Gold Pearl

6M3
B/C



45931
Silver Spruce Met

6Q7
B/C



56660
Imperial Jade Mica

6R1
B/C



57230
Woodland Green Pearl

6R4
B/C



57926
Electric Green Mica









B/C-Basecoat/Clearcoat Color. (M)-Midcoat color for 3-Stage application.

These colors are intended to be used only as a reference, and may not be exact representations of mixed or applied color.

2003 CAR COLORS



TOYOTA / LEXUS (Cont'd.)

			6R6 B/C		6S3 B/C		6S5 B/C		
				60447 Mineral Green Mica		61872 Rainforest Pearl		62304 Mystic Sea Opal Mica	
6S6 B/C		6S7 B/C		6T2 B/C		761 B/C		772 B/C	
	62432 Midnight Pine Pearl		64148 Aspen Green Pearl		64992 Eucalyptus Mica		57085 Aqua Ice Opal Met		64140 Starlight Pearl
8K8 B/C		8L4 B/C		8L9 B/C		8M6 B/C		8N0 B/C	
	52884 Brilliant Blue Pearl		52994 Atlantis Blue Mica		54872 Denim Blue Mica		56754 Spectra Blue Mica		57858 Zephyr Blue Met
8N6 B/C		8N7 B/C		8N8 B/C		8P4 B/C		8P6 B/C	
	60728 Bluestone Met		60454 Sailfin Blue Pearl		60174 Intense Blue Pearl		61272 Indigo Ink Pearl		61273 Blue Vapor Met
8P7 B/C		8P8 B/C		8P9 B/C		8Q0 B/C		8Q2 B/C	
	63318 Platinum Blue Pearl		62433 Blue Onyx Pearl		62452 Blue Marlin Pearl		62453 Stratosphere Mica		64136 Catalina Blue Pearl
8Q5 B/C		8R2 B/C		8R3 B/C		8R4 B/C			
	64764 Cosmic Blue Met		65303 Paradise Blue Mica		65304 Pacific Blue Met		65305 Blue Meridian Pearl		
			B/C						
	Wheel			62634 Silver Met					
		11GY21 B/C		196 B/C		U056		U1C8 B/C	
	Bumper/ Fascia		64729 Dark Gray Met		47605 Pewter Pearl		52893 Natural White		58582 Lunar Mist Met

TOYOTA/LEXUS

2003 CAR COLORS



TOYOTA / LEXUS (Cont'd.)

Underhood

			5012		5020
			59135 White		59949 White
5027	5028	5031	5101	5170	
60718 White	59586 White	57851 White	57668 Gray	58348 Light Gray	
5177	5182	5185	5201	5372	
57531 Light Gray	60719 Med Gray	59599 Light Gray	57384 Black	57530 Dark Red	
5379	5380	5396	5397	5388	
58330 Dark Red	59946 Dark Maroon	58349 Dark Maroon	59940 Med Brown	59958 Dark Red	
5472	54A6	54B6	5661	5670	
57397 Med Tan	59584 Light Tan	57731 Med Tan	59945 Dark Gray	60723 Dark Gray	
56A3	5881	5899	7010	8001	
58342 Dark Green	57852 Dark Blue	58333 Dark Blue	59141 White	57393 White	
8004	8006	8101	8105		
58343 White	57667 White	59951 Light Gray	57732 Light Gray	64927 Med Brown Met	

TOYOTA/LEXUS



2003 CAR COLORS

TOYOTA / LEXUS (Cont'd.)

Model Year Designation (10th character of VIN number)	
<u>Code</u>	<u>Year</u>
3	2003
2	2002
1	2001
Y	2000
X	1999
W	1998
V	1997
T	1996
S	1995
R	1994
P	1993
N	1992

Assembly Plant Codes (11th character of VIN number)	
<u>Plant Code</u>	<u>Plant</u>
U	Georgetown, Kentucky
Z	Fremont, CA (NUMMI)
C	Cambridge, Ontario
S	Princeton, Indiana
2	Motomachi, Japan
1	Tahara, Japan
1	Tsutsumi, Japan
1	Takaoka, Japan
1	Nagakusa, Japan
1	Sagamihara, Japan
1	Hamura, Japan
1	Fujimatsu, Japan

2003 CAR COLORS



TOYOTA / LEXUS (Cont'd.)

TOYOTA/LEXUS

Toyota / Lexus Color Compatibility Plan				
EXTERIOR BODY COLOR	MODEL	CLADDING	BUMPER/FASCIA	RUNNING BOARD
040 / MS #35000 Super White II	Rav4	Black / U1B9 / 56738		
	Sienna	Silver / UCAD8 / 62455		
056 / MS #52893 Natural White	Land Cruiser		Gray / UCA46 / 46754	
	Rav4		Gray / 196 / 47605	
	Sequoia		Silver / UCAD7 / 62454	Silver / UCAD7 / 62454
	Tundra		White / U056 / 52893	
065 / MS #62429 / 62430 White Gold Pearl	RX300	Silver / UCAF0 / 62435		
070 / MS #65295 / 65296 Blizzard Pearl	LX470	White / U070 / 65295/65296		
1C0 / MS #56793 Millenium Silver Metallic	Rav4	Silver / U1B9 / 56738		
	RX300	Gray / UCAB8 / 57453		
1C8 / MS #58582 Lunar Mist Metallic	Tacoma		Silver / U1C8 / 58582	Silver / U1C8 / 58582
1D2 / MS #60464 Thunder Clous Metallic	Land Cruiser		Gray / U1D2 / 60464	
1D4 / MS #62321 Titanium Metallic	Rav4		Gray / 196 / 47605	
1D6 / MS #62444 Silver Sky Metallic	Sequoia		Silver / U1D6 / 62444	Silver / U1D6 / 62444
	Tundra		Silver / U1D6 / 62444	
1D7 / MS #62431 Silver Shadow Pearl	Sienna	Silver / UCAD7 / 62454		
1E3 / MS #64134 Phantom Gray Pearl	Sequoia		Silver / UCAD7 / 62454	Silver / UCAD7 / 62454
	Tundra		Gray / U1E3 / 64134	
1E9 / MS #65297 Galactic Gray Mica	Land Cruiser		Gray / UCA31 / 44157	
	LX470	Gray / UCA31 / 44157		
202 / MS #57871 Black	Land Cruiser		Gray / UCA31 / 44157	
	LX470	Gray / UCA31 / 44157		
	Rav4		Gray / 196 / 47605	
	RX300	Gray / UCA31 / 44157		
	Sequoia		Gray / U1E3 / 64134	Gray / U1E3 / 64134
	Tundra		Black / U202 / 57871	
209 / MS #57925 Black Sand Pearl	Tacoma		Black / U209 / 57925	Black / U209 / 57925
3L5 / MS #54291 Radiant Red	Tacoma		Red / U3L5 / 54291	Red / U3L5 / 54291
3N6 / MS #58338 Vintage Red Pearl	Sienna	Silver / UCAD7 / 62454		
3P1 / MS #61432 Impulse Red Pearl	Tacoma		Red / U3P1 / 61432	Red / U3P1 / 61432
3P5 / MS #62445 Black Walnut Pearl	Sienna	Silver / UCAD7 / 62454		
3Q2 / MS #64010 Black Garnet Pearl	Land Cruiser		Gray / UCA31 / 44157	
3Q3 / MS #64147 Salsa Red Pearl	Sequoia		Gray / U1E3 / 64134	Gray / U1E3 / 64134
	Tundra		Red / U3Q3 / 64147	



2003 CAR COLORS

TOYOTA/LEXUS

TOYOTA / LEXUS (Cont'd.)

Toyota / Lexus Color Compatibility Plan				
EXTERIOR BODY COLOR	MODEL	CLADDING	BUMPER/FASCIA	RUNNING BOARD
4P2 / MS #56753 Burnished Gold Metallic	RX300	Brown / U1A2 / 49701		
4Q2 / MS #60451 Desert Sand Mica	Sequoia		Silver / UCAD7 / 62454	Silver / UCAD7 / 62454
	Sienna	Silver / UCAD7 / 62454		
	Tundra		Tan / U4Q2 / 60451	
4R2 / MS #65300 / 65301 Sand Dollar Pearl	LX470	Tan / U4R2 / 65300/65301		
4R3 / MS #65302 Sonora Gold Pearl	Land Cruiser		Gold / U4R3 / 65302	
586 / MS #61827 Vintage Gold Metallic	Rav4		Gray / 196 / 47605	
6Q7 / MS #56660 Imperial Jade Mica	Land Cruiser		Gray / UCA31 / 44157	
	Sequoia		Gray / U1E3 / 64134	Gray / U1E3 / 64134
	Tundra		Green / U6Q7 / 56660	
6R1 / MS #57230 Woodland Green Pearl	RX300	Gray / UCAB7 / 57528		
	Sienna	Silver / UCAD7 / 62454		
6R6 / MS #60447 Mineral Green Mica	RX300	Gray / UCAB7 / 57528		
6T2 / MS #64992 Eucalyptus Mica	LX470	Blue / UCAA1 / 54295		
8L4 / MS #52994 Atlantis Blue Mica	Land Cruiser		Gray / UCA31 / 44157	
8L9 / MS #54872 Denim Blue Mica	Sienna	Silver / UCAD8 / 62455		
8N7 / MS #60454 Sailfin Blue Pearl	Sienna	Silver / UCAD8 / 62455		
8P4 / MS #61272 Indigo Ink Pearl	RX300	Blue / UCAF4 / 62439		
8P6 / MS #61273 Blue Vapor Metallic	LX470	Blue / UCAA1 / 54295		
	RX300	Blue / UCAF3 / 62438		
8P9 / MS #62452 Blue Marlin Pearl	Sequoia		Silver / U1D6 / 62444	Silver / U1D6 / 62444
8Q0 / MS #62453 Stratosphere Mica	Sienna	Gray / UCAD8 / 62455		
	Tundra		Blue / U8Q0 / 62453	

2003 CAR COLORS



L041
A1A1



58310
Black

L0B9
D4D4
3 Stage



52797 52798 (M)
Magnolia Pearl

LA1W
1W1W
B/C



62879
Mojave Beige Met

LA5W
5Z5Z
B/C




62880
Blue Lagoon Met

LA6W
3P3P
B/C



62881
Fresco Green Pearl

LA7W
8E8E
B/C



60586
Reflex Silver Met

LB1B
T1T1
B/C




64792
Sunflower

LB1D
B3B3
B/C



64788
Mellow Yellow

LB1M
V1V1
B/C



64790
Harvest Moon Beige

LB2A
Z7Z7
B/C



64787
Sundown Orange

LB3Y
Q7Q7
B/C



56784
Colorado Red Pearl

LB5B
T4T4
B/C



64789
Aquarius Blue

LB5N
7D7D
B/C



60618
Indigo Blue Pearl

LB5Q
V8V8
B/C



64791
Speed Blue Met

LB5S
5A5A
B/C



62883
Blue Silver Met

LB5W
Z2Z2
B/C



62884
Pacific Blue Pearl

LB5X
9A9A
B/C




62885
Blue Spirit Pearl

LB6X
V7V7
B/C



64786
Alaska Green Met

LB9A
B4B4



50761
Candy White

LC4Z
B/C



65575
Cyan Purple Met

LC6P
W7W7
B/C



50095
Dragon Green Pearl

LC6X
8Z8Z
B/C




62890
Baltic Green Pearl

LC7V
F8F8
B/C



57314
Blue Anthracite Pearl

LC9Z
Z4Z4
B/C




50771
Black Magic Met

LD1D
A6A6
B/C




64151
Double Yellow

LD6F
B/C



64926
Sea Glass Green

LD7W
Z4Z4
B/C



62891
Silverstone Gray Pearl

LD7X
2R2R
B/C



64152
Platinum Gray Met

LG3L
P2P2



56355
Red Uni

LG5V
7W7W
B/C



62893
Galactic Blue Pearl

LG6V
L9L9
B/C




57166
Cyber Green Met

LK6L
B/C



65576
Silver Green Met

LR9A
R6R6
B/C



64785
Campanella White

LW5Y
K9K9
B/C



57165
Techno Blue Met

LX7Z
F5F5
B/C




64157
Dolphin Gray Pearl

LY1S
5R5R
B/C



65193
Cosmic Yellow Met

LY1W
Y5Y5
B/C



64155
Alpaka Beige Met

VOLKSWAGEN / AUDI

2003 CAR COLORS



(Cont'd.)

LY1X
2W2W
B/C



64156
Canvas Beige Met

LY3C
4G4G



60634
Amulet Red

LY3D
G2G2




34499
Tornado Red

LY3J
C8C8
B/C



65188
Brilliant Red

LY5S
R2R2
B/C



65191
Aquamarine Blue Met

LY5X
N5N5
B/C



65209
Aqua Blue Pearl

LY6J
7S7S
B/C



64158
Highland Green Met

LY7J
C2C2
B/C



64544
Avus Silver Pearl

LY7Q
4A4A
B/C




64166
Atlas Gray Met

LY7R
4J4J
B/C



64162
Crystal Blue Met

LY7W
5B5B
B/C



60636
Light Silver Met

LY9B
A2A2
B/C




43865
Brilliant Black

LY9D
B5B5
B/C




65210
Arctic White

LY9F
B6B6
B/C



64159
Brilliant White

LY9H
P1P1
B/C



64163
Polar White

LZ3K
H4H4
B/C



64160
Burgundy Red Pearl

LZ5C
2Y2Y
B/C



65190
Ocean Blue Pearl

LZ5G
K8K8
B/C



65192
Caribic Blue Pearl

LZ5J
P7P7
B/C



64164
Moro Blue

LZ5L
Q5Q5
B/C



54787
Ming Blue Mica

LZ5Q
5F5F
B/C



65211
Kobalt Blue Met

LZ5W
7C7C
B/C



60640
Denim Blue Pearl

LZ6E
3W3W
B/C



65194
Cambridge Green Pearl

LZ6G
T5T5
B/C



64161
Irish Green Pearl

LZ6X
6T6T
B/C



64165
Goodwood Green Pearl

LZ7J
6H6H
B/C



65189
Dolomite Gray Pearl

LZ8X
R7R7
B/C



64167
Espresso Brown Pearl

LZ9V
3A3A
B/C




60639
Raven Black Pearl

LZ9W
4Z4Z
B/C



60637
Ebony Pearl

R902
T7T7



46923
Gray White

**Bumper /
Fascia**

LV6T
B/C



64168
Dark Green

LV7W
B/C



64169
Dark Gray

VOLKSWAGEN / AUDI

2003 CAR COLORS
















(Cont'd.)

Model Year Designation (10th character of VIN number)	
Code	Year
3	2003
2	2002
1	2001
Y	2000
X	1999
W	1998
V	1997
T	1996
S	1995
R	1994
P	1993
N	1992

Volkswagen Assembly Plant Codes (11th character of VIN number)	
Plant Code	Plant
M	Puebla, Mexico
N	Neckarsulm, Germany
W	Wolfsburg, Germany
4	Curitiba, Brazil
E or P	Emden, Germany

Audi Assembly Plant Codes (11th character of VIN number)	
Plant Code	Plant
A	Ingolstadt, Germany
K	Karmann, Rhine
N	Neckarsulm, Germany
1	Gyor, Hungary

VOLVO

	019		189		243	
		58716 Black		32770 White		61695 Dark Blue
249 B/C			250 B/C		329 B/C	
		65565 New White		65179 New Red		60924 Silver Met
					343 B/C	
						63102 Atlantic Blue Met
					346 B/C	
						64566 Black Sapphire Met
347 B/C			351 B/C		352 B/C	
		64314 Titanium Gray Met		65632 Maya Gold Met		65633 Silver Green Met
					353 B/C	
						65634 Cherry Red Met
					354 B/C	
						65635 Virtual Blue Met

2003 CAR COLORS

VOLVO (Cont'd.)

417
B/C




48136
Nautic Blue Met

426
B/C




54863
Mystic Silver Met

443
B/C



58721
Moondust Met

446
B/C



62928
Ash Gold Met

447
B/C



62929
Cypress Green Met

449
B/C




62637
Platinum Green Met

450
B/C



63200
Cosmos Blue Met

451
B/C



63201
Maya Gold Met

452
B/C



64568
Black Sapphire Met

453
3 Stage



64569 **64570 (M)**
White Pearl

454
B/C



65636
Ruby Red Met

455
B/C



65287
Titanium Gray Pearl

456
B/C



65637
Crystal Green Met

Molding



64390
Slate



64391
Umber

Model Year Designation (10th character of VIN number)

Code	Year
3	2003
2	2002
1	2001
Y	2000
X	1999
W	1998
V	1997
T	1996
S	1995
R	1994
P	1993
N	1992

Assembly Plant Codes (11th character of VIN number)

Plant Code	Plant
1	Gothenburg, Sweden
2	Gent, Belgium
F	Born, Netherlands
J	Uddevalla, Sweden

MA4775

