



Marketing Creator

**Using the Sherwin-Williams Automotive Finishes
Marketing Creator**

Go to <http://www.sherwin-automotive.com>, Click on Express Scratch Repair under the Markets column, and click on the Marketing Creator Link under the Marketing Solutions heading.

The screenshot displays the Sherwin-Williams Automotive Finishes website. The main navigation bar includes Home, Products, Markets, Reference, Training, FormulaExpress™, Events, and About Us. The 'Markets' column is expanded to show 'Express Scratch Repair™'. The page content includes a 'Quick Access' sidebar with links for Login, FormulaExpress™, Product Catalog, and Video Demonstrations. The main content area features a 'Dealerships' section with links for Video Demonstration, Brochure, Equipped For Success, and Interactive Training. Below this is a 'Marketing Solutions' section with a link for 'Marketing Creator - Customizable literature and marketing tools for your facility'. A red circle highlights this section, and a black arrow points to the 'Marketing Creator' link. Other sections include 'Collision Repair Facilities' and 'AWX Answers the Need for the New Low VOC Basecoat Requirements'.

**Click on the
Marketing Creator Link**

You will now be at the Marketing Creator Home Page.

The screenshot shows the Sherwin-Williams Marketing Creator Home Page. At the top left is the Sherwin-Williams Automotive Finishes logo. The top right shows the date and time: Wednesday, February 11, 2009 12:31 PM, and a search bar. Below the header are navigation tabs for Home, Products, and View Cart. On the left is a vertical navigation menu with categories: A-Plus, Express Scratch Repair, AWX, and Shipping and Ordering Information. The main content area is titled 'Home' and contains promotional text, a 'Log On Here' link, and contact information for Advanced Printing & Graphics. Below this are three product category tiles: A-Plus (Deluxe Repair Specialists), Express Scratch Repair (with HP logo), and AWX (Compliance without Compromise). At the bottom of the main content area is a 'Shipping and Ordering Information' link with a question mark icon. The footer includes 'Member, Four51® Network', 'Copyright © 2009 Fordt, Inc. All Rights Reserved.', and 'Conditions of Use'.

Left Navigation Menu

Top Navigation Tabs

Available Categories

Help

The Marketing Creator Home Page

Choose a product line to view by clicking on the category images or by using the menu on the left.

The image shows a screenshot of the Sherwin-Williams Automotive Finishes website. On the left, a vertical navigation menu titled "PRODUCTS" lists "A-Plus", "Express Scratch Repair", and "AWX", with "Express Scratch Repair" circled. Below the menu is a "Shipping and Ordering Information" link. The main content area features three product line images: "A-Plus", "Express Scratch Repair" (circled), and "AWX". The "Express Scratch Repair" image is also circled. On the right, a detailed view of the "Express Scratch Repair" product line is shown, including a "PRODUCTS" menu with "Express Scratch Repair" selected, and a grid of marketing materials: Posters, Brochures, Hanging Displays, Damage Assessment Guides & Price Menus, and Assessment Sheets. The website header includes the Sherwin-Williams logo, the date "Monday, February 09, 2009 3:13 PM", and navigation links for Home, Products, and View Cart.

Choose a Product Line

Click on the category image to view the products for that category.

The screenshot shows the Sherwin-Williams Automotive Finishes website. The header includes the logo, the text "Marketing Creator", and the date "Monday, February 09, 2009 3:13 PM". Navigation links for "Home", "Products", and "View Cart" are visible. A left sidebar lists product categories: "A-Plus", "Express Scratch Repair", "AWX", and "Shipping and Ordering Information". The main content area is titled "Express Scratch Repair" and shows a breadcrumb "Products > Express Scratch Repair". Below this, there are five product category images: "Posters", "Brochures" (circled with a black line), "Hanging Displays", "Damage Assessment Guides & Price Menus", and "Assessment Sheets". An arrow points from the "Brochures" category to a detailed view on the right.

This panel shows a detailed view of the "Brochures" category. The breadcrumb "Products > Express Scratch Repair > Brochures" is at the top. Below it, six different brochure designs are displayed, each with a label: "SW Express Scratch Repair Brochure - Blue", "SW Express Scratch Repair Brochure - Blue Swirl", "SW Express Scratch Repair Brochure - Clouds", "SW Express Scratch Repair Brochure - Green", and "SW Express Scratch Repair Brochure - Grid".

Choose a Product Category

You have 5 different color themes to choose from for each product. Click on the product image to view the product.



Choose a Product

If you are not already logged in, you will be prompted to identify yourself. New Users will create a new account which will allow them to create a login and password for future orders. Returning Customers can also log in from this page. You only need to log in once per session.

The screenshot shows the Sherwin-Williams website's login page. At the top, there is a logo for Sherwin-Williams Automotive Finishes, a date and time display (Monday, February 09, 2009 3:17 PM), and a search bar. Below the logo are navigation links for Home, Products, and View Cart. The main content area is titled "Please Identify Yourself" and contains the following sections:

- First Time Customer:** A section for new users with the instruction "(You will set your user name and password next)". It includes fields for First Name (John), Last Name (Smith), Phone Number, Email Address (jsmith@email.com), User Name (jsmith85), Password (masked with asterisks), and Confirm Password (masked with asterisks). A "Save" button is located at the bottom of this section.
- Returning Customer:** A section for existing users with fields for User Name and Password, and a "Go" button.
- I Have Forgotten My User Name or Password:** A section with an "Email Address" field and a "Go" button.

New Customers

Returning Customers

Identify Yourself

To create a new account, enter your first name, last name, email address, user name and a password. User names must be unique; a good idea is to use your email address as your user name. Passwords must be at least eight characters and contain a number or punctuation. When you have entered your information, click “Save” to continue to the product page.

Please Identify Yourself

The action you have chosen requires you to identify yourself. Please pick from the following 3 options:

First Time Customer

(You will set your user name and password next)

* = required field

First Name *

Last Name *

Phone Number

Email Address *

User Name *

Password *

Confirm Password *

New Customers - Create a New Account

Returning Customers can log on by entering their user name and password and clicking “Go” to continue to the product page.



The screenshot shows a login form titled "Returning Customer". It contains two input fields: "User Name" with the text "returningcustomer" and "Password" with ten black dots. A "Go" button is located to the right of the password field, circled in red.

Returning Customer	
User Name	returningcustomer
Password	●●●●●●●●●●
	<input type="button" value="Go"/>

Returning Customers - Log On

Returning Customers can also log on by clicking the Log On link on the home page. Enter your user name and password on the log on page and click “go” to return to the home page.

Home

Present your business professionally with customized marketing materials. Available Product Lines are listed below.

Already Have a Marketing Creator Account? [Log On Here.](#)

Return to Sherwin-Williams Automotive

Have a Question? Need Assistance? Call Advance Printing & Graphics at (614) 299-9770 or email amy@advancecolumbus.com.



A-Plus



Express Scratch Repair



AWX

Logon

Returning Customer

User Name:

Password:

I Have Forgotten My User Name or Password

If you would like to be reminded of your User Name or have the option to reset your Password, please provide your email address and your log on information will be emailed to you immediately.

Email Address:

Returning Customers – Log In from Home Page

On the product detail page, you will see a larger image of the product, product description, and “Customize New” button. Previously saved products will also be listed here.

Product Image

SW Express Scratch Repair Brochure - Grid

Products > Express Scratch Repair > Brochures > SW Express Scratch Repair Brochure - Grid



SW Express Scratch Repair Brochure - Grid
SW ESR Brochure Grid

Customize this Express Scratch Repair Consumer Brochure with your facility logo and contact information. This brochure is a great take-away for your customers who want to learn more about the Express Scratch Repair process that your facility offers.

Please select from the following:

[Customize New](#)


Click "Customize New" to customize this product.

Product Description

Customize New

Product Detail

Click the “Customize New” button to customize your product. Previously saved products will also be listed here, click on the name to view and edit them, or input a quantity and add them to your cart.



SW Express Scratch Repair Brochure - Grid
SW ESR Brochure Grid

Customize this Express Scratch Repair Consumer Brochure with your facility logo and contact information. This brochure is a great take-away for your customers who want to learn more at Express Scratch Repair process that your facility offers.

Please select from the following:

[Customize New](#)

Click "Customize New" to customize this product.

Please select from the following:

[Customize New](#)

<input type="checkbox"/>	Variant ID	Order Quantity
<input type="checkbox"/>	Smith's Collision	250 (1x250) ▼

[Delete Selected](#)

[Add To Order](#)

Previously Saved Product

Customize New

Fill out the form with your custom information. Follow the instructions in the form and enter all required information marked with an *asterisk. Click “Save” to save and preview your product. Once you save this product, it will be available upon future log-ins. This is a great way to demo products for new users/customers.

Logos
For logo design services, call Advance Printing & Graphics at (614) 299-9770 or email amy@advancecolumbus.com

Front Logo
Suggested dimensions of logo are 0.5" x 2", 300dpi.
Click Browse to locate file.
Allowed File Types GIF, JPG, JPEG, TIF, TIFF, PDF, EPS

Inside Logo
Suggested dimensions of logo are 1" x 2.25", 300dpi.
Click Browse to locate file.
Allowed File Types GIF, JPG, JPEG, TIF, TIFF, PDF, EPS

Company Name:

Address:

City:

State:

Zip:

Phone:

Fax:

Website:

Hours of Operation:
i.e. Mon-Fri 8-6
Sat 10-3

Enter Your Custom Information

A small preview of your customized product will be loaded and displayed. Download and view a low-resolution PDF proof of the entire product by clicking the “View PDF” link beneath the preview. Edit the product by clicking the Edit link beneath the preview to return to the customization form. Edit and re-proof your product as many times as necessary to ensure correct information.

Smith's Collision

Products > Express Scratch Repair > Brochures > SW Express Scratch Repair Brochure - Grid > Smith's Collision

Express Scratch Repair™
How it works...

Step 1
Step 2
Step 3
Step 4

Where to find us
Smith's Collision
123 Any Street
Anytown, NJ 11111 1111
Phone: 555.555.5555
Fax: 555.555.5555
www.smithscollision.com

Mon-Fri 8-8
Sat 8-5

Your Logo Here

Customize this Express Scratch Repair Consumer Brochure with your facility logo and contact information. This brochure is a great take-away for your customers who want to learn more about the Express Scratch Repair process that your facility offers.

Step 4
Finishing up your scratch

Where to find us
Smith's Collision
123 Any Street
Anytown, NJ 11111 1111
Phone: 555.555.5555
Fax: 555.555.5555
www.smithscollision.com

Mon-Fri 8-8
Sat 8-5

Edit | Remove | Proof Your Item Here: View PDF

SW Express Scratch Repair Brochure - Grid
SW ESR Brochure Grid

* = required field
Order Quantity: *

Preview, Proof and Edit Your Product

When you click the “View PDF” link, a download manager window will appear and begin the download. (PCs - Click “Save” or “Open” to begin the download.) Once the download has completed, open the PDF and proof your product, making sure that all information is correct.

Express Scratch Repair™
Minor Car Damage... Fixed Fast!

Your Logo Here

HP process

One of the fastest vehicle refinishing processes on the market today! Get your vehicle fixed faster with less cost to you.

Why should I get an Express Scratch Repair™?

- Instant assessment on site
- Same day repairs
- Decreased paint repair costs at lease turn in
- Pride of ownership
- Provides a high quality finish at an affordable price – FAST!

Fixing minor damage... Fast and Affordable!

Are you annoyed by small dents and scratches on your vehicle?

Do you think minor damage will require high repair costs?

No need to tolerate these imperfections on your vehicle any longer. We conduct repairs utilizing the Sherwin-Williams Automotive Finishes HP Process™.

The HP Process utilizes the highest quality refinishing materials and advanced procedures resulting in a high quality finish.

* Express Scratch Repair™ and the HP Process™ are trademarks of the Sherwin-Williams Company or its affiliates.

creating a world where
HEALTHY PLACES & HIGH PRO

Express Scratch Repair™
Minor Car Damage... Fixed Fast!

HP process

Express Scratch Repair™ – How it works...

Express Scratch Repair™:
What's happening to my car?

- Step 1**
Obtain an instant assessment and schedule repair drop off.
- Step 2**
The car is prepped for painting.
- Step 3**
The Collision Repair Facility applies the highest quality Sherwin-Williams undercoat, basecoat and clearcoat using the HP Process.
To Remove An Old Chip Out To The Metal... Same way!
- Step 4**
Delivery of your vehicle.

How do we assess the damage costs?

Damage repair costs are assessed based on the size, type and location of the needed repair. We pride ourselves on offering a quality repair at an affordable price to you for each and every repair.

What is Express Scratch Repair™?

Express Scratch Repair™ utilizes the HP Process, which is one of the fastest refinishing processes on the market today. This process features technology that uses less energy, saves on precious fossil fuels, and saves on repair costs and in turn costs you less for each repair.

Where to find us
Smith's Collision
123 Any Street
Any Town, NJ 11111-1111
Phone: 555.555.5555
Fax: 555.555.5555
www.smithscollision.com
Hours of Operation:
Mon-Fri 8-8
Sat 8-5

Express Scratch Repair™
Minor Car Damage... Fixed Fast!

HP process

Fixing minor damage... Fast and Affordable!

Your Logo Here

Proofing the Product

After proofing and customizing your product, select a quantity and click “Add to Order”.

SW Express Scratch Repair Brochure - Grid
SW ESR Brochure Grid

* = required field

Order Quantity: *

Item Total: \$105.50

Add to Order

In the cart, you can review the contents of your order, change quantities, remove products, continue shopping, or check out. Click “Continue Shopping” to add another product to your order. You will be taken back to the last product you added to your order.

Cart

[Cart](#) > [Shipping](#) > [Billing](#) > [Confirm](#)

Remove	ID	Product	Unit Price	Quantity	Total Quantity	Price
<input type="checkbox"/>	SW ESR Brochure Grid - Smith's Collision	SW Express Scratch Repair Brochure - Grid	\$105.50	250 (1x250) ▼	250	\$105.50

Remove Selected **Subtotal:** \$105.50

Shipping, handling and tax may be added to this subtotal.

[Save Changes](#) | [Cancel Order](#) | [Continue Shopping](#) Check Out >

View Cart

Roll over “Express Scratch Repair” on the left menu. A pop-up menu will appear listing the categories in that product line. Roll over “Damage Assessment Guides & Price Menus”. A sub-category list appears. Click “Damage Assessment Guide + Price Menu”.



Navigate to Another Product


Click on a product to view and customize it.



Choose a Product

Read the product description and pay attention to any special notes or instructions. Click “Customize New” button to customize your product. Previously saved products will also be listed here.

Special Notes
& Instructions



SW Damage Assessment Guide & Price Menu - Green SWDAGPM

Order both your Damage Assessment Guides and the Price Menu together here. The Damage Assessment Guide with tabs features pricing using your rates, your logo on the front and back, and your company info on the back. The Express Scratch Repair Price Menu poster is available in 18" x 24" or 24" x 36" sizes and features your logo and the lowest to highest price for each repair area.

To view a proof of the inside of the guide and the price menu after entering your information, click the ["VIEW PDF"](#) link below the preview. *NOTE: Price Menu not shown at actual size in proof.*

NOTE: The Item Total includes the quantity of Damage Assessment Guides plus one Price Menu. To order additional Price Menus, please take note of the high and low prices on the Price Menu in your customized proof and use those numbers to complete the customization form for the Price Menu Only product.

Base Price:

Quantity	Price
1	\$46.00
2	\$41.50
3	\$39.83
4 +	\$39.00

Note: Price may be adjusted based on the options you select. Item Total will reflect these adjustments.

Please select from the following:

Click "Customize New" to customize this product.

Customize New

Customize the Damage Assessment Guide and Price Menu by entering your Labor Rate, Materials Rate, and Labor Hours for each repair area. Be sure to enter a value for all required fields.

* = required field

To Customize this Damage Assessment Guide, enter Your Labor Rate, Materials Rate, and Labor Hours for each item into the form below and click Save. Your total repair price for each item will be calculated and appear in the guide. To view a complete proof of the Damage Assessment Guide with your prices and custom information, click the View PDF link below the preview.

Rates	
Labor Rate	\$ 45.00 *
Materials Rate	\$ 22.50 * (i.e. 45.00)

Bumpers	
Small Damage One Corner Blend	3 *
Small Damage Two Corner Blend	4 *
Medium Damage Center of Bumper	5 *
Large Damage Center into One Corner	6 *
Extra Large Damage Whole Bumper	7 *

Fenders	
Small Damage In Panel	3 *
Medium Damage Full Panel	4 *
Large Damage Fender, Blend into Door	5 *
Extra Large Damage Fender, Blend into Hood	6 *

Repair Area →

Labor Rate

Materials Rate

Labor Hours

Enter Your Custom Rate Information

After entering your labor hours for each area, enter your custom information that will appear on the back of the Damage Assessment Guide, Choose a logo, and click “Save”.

Mirrors	Labor Hours
One Mirror:	<input type="text" value="3"/> *
Two Mirrors:	<input type="text" value="4"/> *
Contact Information	
Company Name	<input type="text" value="Smith's Collision"/>
Address	<input type="text" value="123 Any Street"/>
City	<input type="text" value="Anytown"/>
State	<input type="text" value="NJ"/>
Zip	<input type="text" value="11111"/>
Phone	<input type="text" value="555"/> <input type="text" value="555"/> <input type="text" value="5555"/>
Fax	<input type="text" value="555"/> <input type="text" value="555"/> <input type="text" value="5555"/>
Hours of Operation i.e.:	<input type="text" value="Mon-Fri 8-8"/>
M-F 8-5	<input type="text" value="Sat 9-5"/>
Sat 9-4	<input type="text"/>
Sun 11-3	<input type="text"/>
Your Logo	
Suggested dimensions of logo are 7.25" x 2.75", 300dpi. For logo design services, call Advance Printing & Graphics at (614) 299-9770 or email amy@advancecolumbus.com	
<input type="text" value="press Scratch Repair\yourlogohere.gif"/> <input type="button" value="Browse..."/>	
Click Browse to locate your file. Allowed File Types: GIF, JPG, JPEG, TIF, TIFF, PDF, EPS	
<input type="button" value="Save"/> <input type="button" value="Cancel"/>	

Enter Your Facility Information

A small preview will be loaded and displayed. To view the inside of the Damage Assessment Guide and Price menu, Click the “View PDF” link beneath the preview. If you find you need to make changes, you can edit the product by clicking the Edit link beneath the preview to return to the customization form. You can edit and re-proof your product as many times as necessary to ensure correct information.



The screenshot shows a product preview area at the top with a green background. On the left, it says "Your Logo Here" in yellow. In the center, there are three small images: a person in a white protective suit, a close-up of hands using a tool, and a car. Below the images, it says "Fixing minor damage... Fast and Affordable!". Below the preview, there are three links: "Edit", "Remove", and "View PDF". The "View PDF" link is circled in red. Below the links, the product title is "SW Damage Assessment Guide & Price Menu - Green" with "SWDAGPM" below it. There is a legend: "* = required field". The "Pricing Menu Size:" is set to "24" x 36" with a dropdown arrow and an asterisk. The "Order Quantity:" field is empty with an asterisk. At the bottom left, it says "Item Total:" and at the bottom right, there is an "Add To Order" button.

Preview, Proof and Edit Your Product

When you click the “View PDF” link, a download manager window will appear and begin the download. (PCs - Click “Save” or “Open” to begin the download.) Once the download has completed, open the PDF and proof your product, making sure that all information is correct.



Bumper



Small Damage
One Corner Blend = \$202.50
Two Corner Blends = \$270.00



Medium Damage
Center of Bumper = \$337.50



Large Damage
Center into One Corner = \$405.00



Extra Large Damage
Whole Bumper = \$472.50

Additional charges may apply for two-toned paint, removal and installation of bumper, headlights, molding or additional operations.

Bumper



Your Logo Here

Contact Information:
 Smith's Collision
 123 Any Street
 Anytown, NJ 11111
 Phone: 555.555.5555
 Fax: 555.555.5555
 Hours of Operation:
 Mon-Fri 8-8
 Sat 9-5

* Express Scratch Repair™ and the HP Process™ are trademarks of the Sherwin-Williams Company or one of its affiliates.



Your Logo Here

Ask us for an instant Express Scratch Repair assessment today!

 Bumper \$202.50 - \$472.50	 Fender \$202.50 - \$405.00
 Door \$202.50 - \$405.00	 Quarter Panel \$202.50 - \$405.00
 Hood \$202.50 - \$405.00	 Roof \$202.50 - \$270.00
 Trunk \$202.50 - \$337.50	 Mirror \$202.50 - \$270.00

Prices may vary depending on size and location of damage.

Proofing the Product

After customizing and proofing your Damage Assessment Guide and Price Menu, Choose a size for your Price menu, Input the quantity of Damage Assessment Guides, and click “Add to Order”.

The screenshot shows a web form titled "SW Damage Assessment Guide & Price Menu - Green" with the identifier "SWDAGPM". A legend indicates that an asterisk (*) denotes a required field. The form contains the following elements:

- Pricing Menu Size:** A dropdown menu with "24" x 36" selected.
- Order Quantity:** A text input field containing the number "2".
- Item Total:** A label showing the price "\$51.50".
- Save:** A button labeled "Save" which is circled in red.

Choose a Size, Quantity, and Add to Order

Review the contents of your order, change quantities, remove products, or continue shopping. When you are satisfied with your order, click “Check Out”.

Cart

[Cart](#) > [Shipping](#) > [Billing](#) > [Confirm](#)

Remove	ID	Product	Specifications	Unit Price	Quantity	Total Quantity	Price
<input type="checkbox"/>	SW ESR Brochure Grid - Smith's Collision	SW Express Scratch Repair Brochure - Grid		\$105.50	250 (1x250) 	250	\$105.50
<input type="checkbox"/>	SWDAGPM - Smith's Collision	SW Damage Assessment Guide & Price Menu - Green	PosterSize: 24" x 36"	\$25.75	<input type="text" value="2"/>	2	\$51.50

Remove Selected **Subtotal:** \$157.00

Shipping, handling and tax may be added to this subtotal.

[Save Changes](#) | [Cancel Order](#) | [Continue Shopping](#) [Check Out >](#)

View Cart

New customers will create a new shipping address. Enter your address information, check “save to Billing Address book” to save the address for billing, and click “Continue” to save the new address. The address will appear in the address list. To use a previously saved address, select it from the list and click “Continue”.

Shipping

Cart > Shipping > Billing > Confirm

Create a New Shipping Address:
* = required field

Address Name: * Smith's Collision Administration Offices

First Name: John

Last Name: Smith

Company Name: Smith's Collision

Address Line 1: * 1602 Pennsylvania Ave

Address Line 2:

City: * Washington

State/Region/Province: District of Columbia

Zip/Postal Code: * 20500

Country: * United States of America

Phone:

Save to Billing Address Book

Back To Cart

Continue >

Shipping

Cart > Shipping > Billing > Confirm

Select a Shipping Address:

Smith's Collision Administration Offices

Smith's Collision
Attn: John Smith
1602 Pennsylvania Ave
Washington, DC 20500
Edit | Delete

Back To Cart

Continue >

Check out – Create Shipping Address

Select a shipping Method and click “Continue”.

Shipping

Cart > Shipping > Billing > Confirm

Select a Shipper:

UPS Ground - \$9.23	▼
UPS Ground - \$9.23	
UPS 3 Day Select - \$16.75	
UPS 2nd Day Air - \$22.20	
UPS 2nd Day Air AM - \$25.48	
UPS Next Day Air Saver - \$58.86	
UPS Next Day Air - \$64.37	
UPS Next Day Air Early AM - \$95.68	

Continue >

Check out - Shipping

Enter your Credit Card or click the button beside the PayPal logo to pay with your Paypal account.

Billing

Cart > Shipping > **Billing** > Confirm

Order Total: \$166.23

Select a Payment Method:

Pay by Credit Card: 

Account Number:

Expiration Date:  

Card Identification Number: [What's This?](#)

 Save time. Checkout securely. Pay without sharing your financial information.

Billing – Payment Information

To use a previously saved address, select it from the list and click “Continue”. To create a new billing address, enter your address information, check “save to Shipping Address book” to save the address for shipping, and click “Continue” to save the new address. The address will appear in the address list.

The screenshot shows a web interface for managing billing addresses. At the top, there is a section titled "Select a Billing Address:" with a dropdown menu currently showing "Smith's Collision Administration Offices". Below this, the address details are listed: "Smith's Collision Administration Offices", "Smith's Collision", "Attn: John Smith", "1502 Pennsylvania Ave", "Washington, DC 20500", and "Edit | Delete" links. A "Back To Cart" link is on the left, and a "Continue >" button is on the right, circled in red. Below this is a "Create a New Billing Address:" section. It includes a legend: "* = required field". The form fields are: "Address Name:" (with a help icon), "First Name:", "Last Name:", "Company Name:", "Address Line 1:", "Address Line 2:", "City:", "State/Region/Province:" (dropdown), "Zip/Postal Code:", "Country:" (dropdown, currently set to "United States of America"), and "Phone:". At the bottom of this section is a checkbox labeled "Save to Shipping Address Book" and a "Save" button.

Billing - Address

When your credit card or PayPal information has been entered correctly, you will see the Order Confirmation page. If the order is correct, click the "Submit" button to send your payment information to be processed. If there was a problem with your payment information, an error message will appear. Please correct the problem and try again.

Confirm

Please review your order carefully. Click Submit at the bottom of the page when you are ready to submit the order.

[Cart](#) > [Shipping](#) > [Billing](#) > **Confirm**

Payment Method: Visa **** * 1111

Bill To: Smith's Collision
Attn: John Smith
1602 Pennsylvania Ave
Washington, DC 20500

Ship To: Smith's Collision
Attn: John Smith
1602 Pennsylvania Ave
Washington, DC 20500

ID	Product	Specifications	Unit Price	Quantity	Total Quantity	Shipper	Price
SW ESR - Smith's Collision	SW Express Scratch Repair Brochure - Grid		\$105.50	1 (x250)	250	UPS Ground	\$105.50
SWDAGPM - Smith's Collision	SW Damage Assessment Guide & Price Menu - Green	PosterSize: 24" x 36"	\$25.75	2	2	UPS Ground	\$51.50

Subtotal: \$157.00
Shipping & Handling: \$9.23
Tax: \$0.00
Total: \$166.23

Confirm

Please review your order carefully. Click Submit at the bottom of the page when you are ready to submit the order.

Submit close

Your order is now being processed. Please do not navigate away from this page or close your browser until the processing has completed.

Payment

Bill To:

Ship To:


ID	Quantity
SW ESR - Smith's Collision	1 (x250)
SWDAGPM - Smith's Collision	2

Submit Order

When your payment information has been accepted, you will see a confirmation page. You will also receive an email confirming your order. Express Scratch Repair products usually ship 2 days from the date the order was received.

Order - 1044

Printable Table View
Printable Portrait View

 Thank you, your order has been submitted.

Order ID: 1044
Date Submitted: Tuesday, February 17, 2009 4:14 PM
Status: Open
Created By: Sherwin Demo
Payment Method: Visa **** * 8531
Bill To: Smith's Collision
 Attn: John Smith
 1602 Pennsylvania Ave
 Washington, DC 20500
Ship To: Smith's Collision
 Attn: John Smith
 1602 Pennsylvania Ave
 Washington, DC 20500

ID	Product	Specifications	Unit Price	Quantity	Total Quantity	Shipper	Price
SW ESR Brochure Grid - Smith's Collision	SW Express Scratch Repair Brochure - Grid		\$105.50	1 (x250)	250	UPS Ground	\$105.50
SWDAGPM - Smith's Collision	SW Damage Assessment Guide & Price Menu - Green	PosterSize: 24" x 36"	\$25.75	2	2	UPS Ground	\$51.50

Subtotal: \$157.00
 Shipping & Handling: \$9.23
 Tax: \$0.00
Total: \$166.23

Favorite Order? ⁽²⁾

Order Confirmation

Express Scratch Repair Marketing Creator



Product Guide



Customize this Express Scratch Repair Poster with your facility logo. Choose from 24" x 36" or 18" x 24" poster size. By posting this eye-catching poster in a waiting room or service area, you will generate consumer awareness for your Express Scratch Repair offering.

24" x 36"

- 1 \$26.50 Each
- 2 \$22.50 Each
- 3+ \$18.50 Each

18" x 24"

- 1 \$20.50 Each
- 2 \$16.50 Each
- 3+ \$12.50 Each



The Express Scratch Repair Pricing Menu Poster features your customized pricing and logo. The pricing menu features the lowest to highest price for each repair area. Choose from 24" x 36" or 18" x 24". This pricing menu allows your customers to get an idea of what an Express Scratch Repair would cost depending upon location and generate awareness of the Express Scratch Repair process that you offer in your facility.

24" x 36"

- 1 \$26.50 Each
- 2 \$22.50 Each
- 3+ \$18.50 Each

18" x 24"

- 1 \$20.50 Each
- 2 \$16.50 Each
- 3+ \$12.50 Each

Posters & Price Menus



Two-sided and grommeted for hanging, the Before and After Express Scratch Repair Hanging Display features your logo on both sides. Choose from 24" x 36" or 18" x 24". This eye-catching display is great for hanging in your service area or waiting room to generate consumer awareness for the Express Scratch Repair process that you offer in your facility.

24" x 36"

- 1 \$71.00 Each
- 2 \$60.00 Each
- 3+ \$50.00 Each

18" x 24"

- 1 \$54.50 Each
- 2 \$43.50 Each
- 3+ \$33.50 Each

Hanging Displays



Customize this Express Scratch Repair Customer Brochure with your facility logo and contact information. This brochure is a great take-away for your customers who want to learn more about the Express Scratch Repair process that your facility offers.

250	\$105.00
500	\$177.00
1000	\$305.00

Brochures

Express Scratch Repair
Minor Car Damage... Fixed Fast!

Bumper

Small Damage
One Corner Blend = \$202.50
Two Corner Blends = \$270.00

Medium Damage
Center of Bumper = \$337.50

Large Damage
Center into One Corner = \$405.00

Extra Large Damage
Whole Bumper

Contact Information:
Smith's Collision
123 Any Street
Anytown, NJ 11111
Phone: 555.555.5555
Fax: 555.555.5555
Hours of Operation:
Mon-Fri 8-8
Sat 9-5

Your Logo Here

*Express Scratch Repair™ and the SR Process™ are trademarks of the Sherwin-Williams Company or one of its affiliates.

The Damage Assessment Guide with tabs features pricing using your rates, your logo on the front and back, and your company info on the back. This Assessment tool is a great way to empower additional estimators in your facility and offer your customers an instant, on-site estimate for Express Scratch Repairs.

- 1 \$17.00 Each
- 2 \$12.50 Each
- 3 \$10.83 Each
- 4+ \$10.00 Each



Damage Assessment Guides



Order both your Damage Assessment Guides and the Price Menu together.

The Damage Assessment Guide with tabs features pricing using your rates, your logo on the front and back, and your company info on the back. The Damage Assessment Guide is 9.5" x 7.5".

The Express Scratch Repair Price Menu poster is available in 18" x 24" or 24" x 36" sizes and features your logo and the lowest to highest price for each repair area.

Qty of DAGs + One 24" x 36" Price Menu

1	\$43.50
2	\$51.50
3	\$58.98
4	\$66.50

Qty of DAGs + One 18" x 24" Price Menu

1	\$23.00
2	\$31.00
3	\$38.48
4	\$46.00

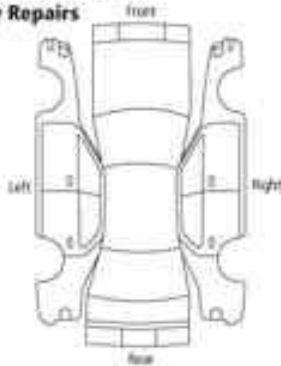
Damage Assessment Guide & Price Menu



Express Scratch Repair™ Assessment Sheet

Accelerated Paint and Minor Body Repairs

Date: _____
 Customer Name: _____
 License Plate: _____
 Make: _____
 Model: _____
 Year: _____
 Vin Number: _____



The Repairs to be performed on your vehicle are as follows:

The price to complete the above referenced repairs is _____ This includes the parts, labor and materials. If additional hidden damage exists, you will be contacted prior to the repairs being performed. These repairs will be paid solely by the Customer. No Insurance Claims will be Performed Through This Process.

This quote is good for 30 days. Please bring your quote with you when you return to _____ Service Department for the repairs to be performed.

Thank you for being a _____ Customer.

**Your Legs
Here**

Estimator: _____

Service I.D.#: _____

Express Scratch Repair™ and the HP Process™ are trademarks of the Express Scratch Repair™ process.

3 part carbonless Assessment Form features your logo. This assessment form comes 50 to a pack and allows your estimators to provide the consumer with an instant, on-site take-away assessment for their Express Scratch Repair. Use these Assessment Sheets with your Damage Assessment Guide to generate quick and convenient Express Scratch Repair Quotes.

Color

250	\$118.75
500	\$212.50
1000	\$385.00

Black & White

250	\$58.75
500	\$92.50
1000	\$160.00

Assessment Forms